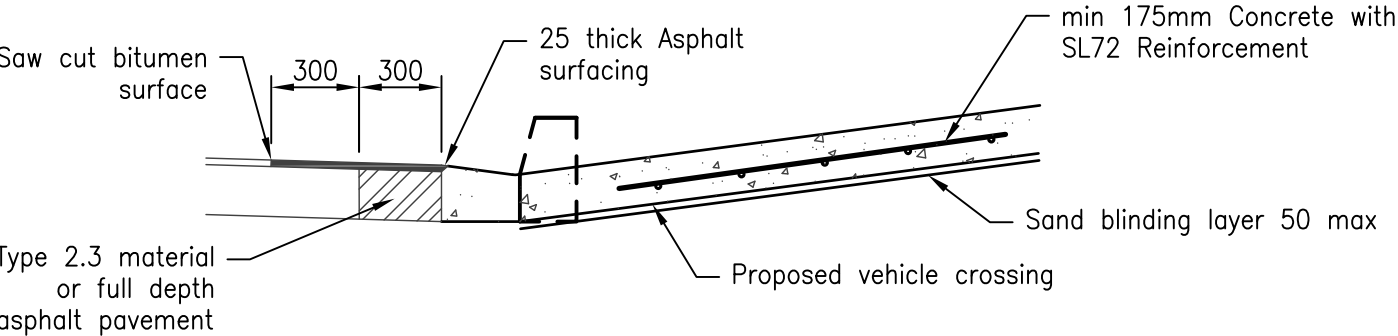
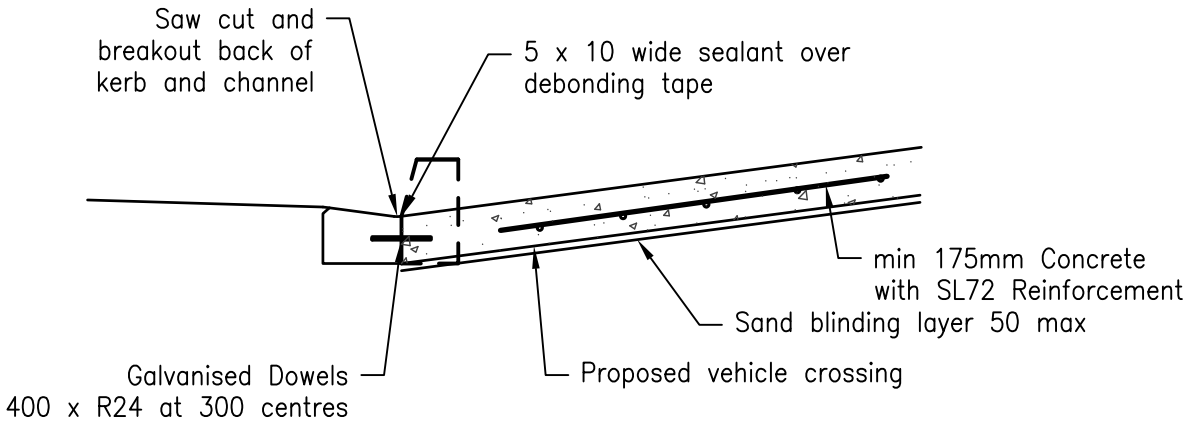
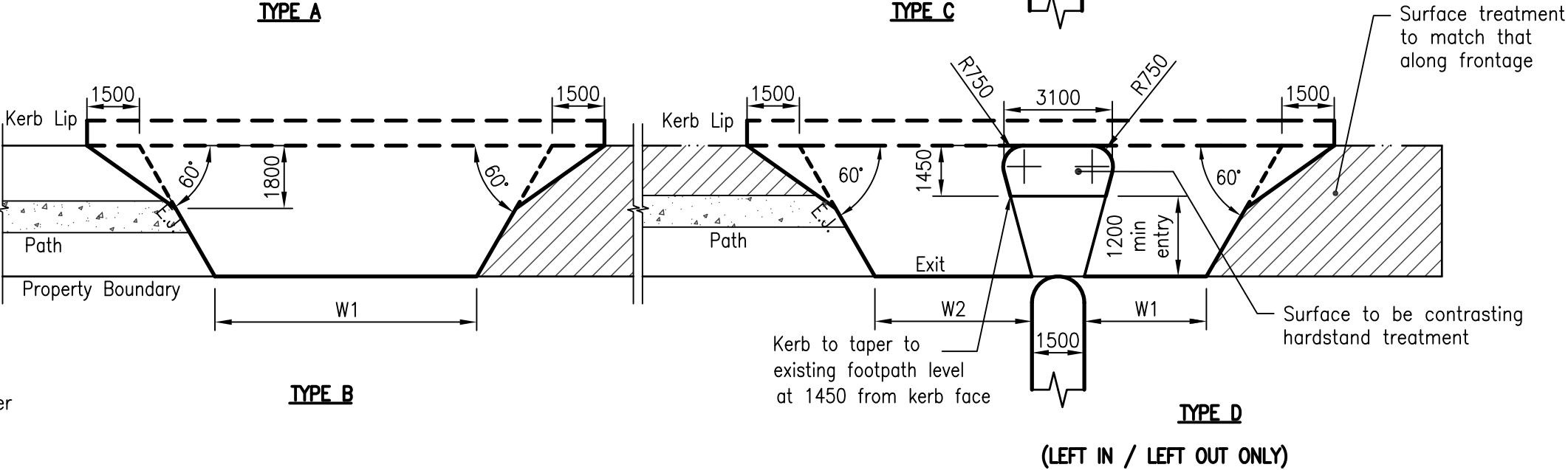
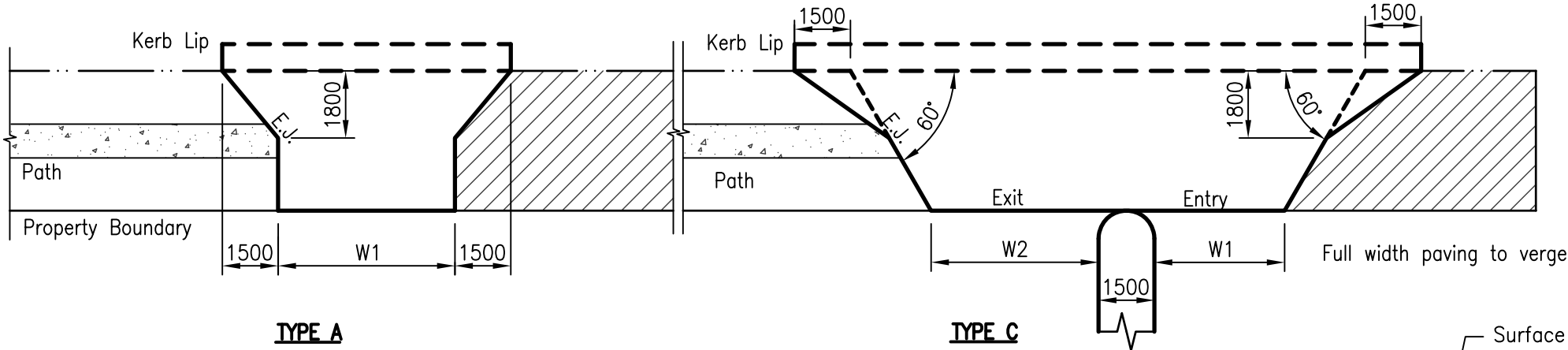


VEHICLE CROSSING DETAILS		
TYPE	W1(m)	W2(m)
A	6.0	—
B2	6.0 – 9.0 *	—
C1/D1	4.5	3.5
C2/D2	5.5	5.0
C3/D3	7.5	6.0
C4/D4	9.0	7.5

Driveway type to relevant Council approval



NOTES:

1. All concrete to be Grade N32 in accordance with AS 1379
2. All adjacent asphalt or concrete surfaces and pavements to be saw cut
3. Variations to the designs shown are subject to approval from relevant Council.
4. Refer RS-049 for driveway prohibited locations.
5. All appropriate permits must be obtained from Council, including approval of location and levels prior to excavation.
6. Where directed by Council Tactile Ground Surface Indicators are to be provided adjacent to the driveway in accordance to AS 1428.4.
7. Valves, hydrants located within the driveway shall have HDPE surround or equivalent placed between the service lid and the concrete. For any alterations to levels contact relevant Authority prior to concrete pour.
8. All dimensions are in millimetres unless shown otherwise.

These drawings have been developed in consultation between the participating Councils.
BEFORE USE, the user shall confirm that the drawing has been adopted by the appropriate Council.

Rev	DATE	REVISIONS
F	06/14	Review
E	03/14	Amended Drawing Number
D	12/11	Drawing number changed from SEQ RS-051 to RS-051
C	06/10	Review
B	06/09	Review
A	03/09	ORIGINAL ISSUE



INSTITUTE OF PUBLIC WORKS ENGINEERING AUSTRALASIA
STANDARD DRAWINGS

DRIVEWAYS
HEAVY DUTY VEHICLE CROSSING

RS-051

E
D
C
B
A
R