

Concurry
Shire Council

2023 ANNUAL 2024 REPORT



Acknowledgement of Country

The Cloncurry Shire Council acknowledges the Mitakoodi, Kalkadoon, Yulluna, Waluwarra, Pitta Pitta and Mayi peoples as the Traditional Owners and custodians of Council's Local Government Area. We recognise their connection to land and community. We pay our respects to them, their cultures and their Elders, past, present, and emerging.





Introduction

This report highlights Council's achievements over the past 12 months and is prepared primarily for residents, ratepayers, businesses and visitors to our Shire.

Contents

Introduction.....	3
Message from the Mayor	4
Chief Executive Officer's Report	7
History of Cloncurry	12
Cloncurry in Numbers	13
Priority Projects & Initiatives.....	14
Our Elected Members	22
Our Workforce	26
Our Community.....	28
Our Economy.....	31
Our Infrastructure.....	35
Our Environment.....	39
Our Governance	42
Statutory Requirements	44
Community Financial Report.....	64
Financial Statements	75



Message from the Mayor

The 2023-24 financial year was another prosperous and productive year for Cloncurry Shire Council.

The Shire, through Council, community and industry, continues to outperform other local governments and is leading growth and success in the North West Queensland region.

The Council endorsed another sensible, considered budget this year, built on the philosophy of controlling spending, constraining rate increases, investing in critical assets, and making our community a great place to live, work and prosper.

The cost of most things is going up, especially the cost of building materials. Council is committed to keeping flow-on costs as low as possible for ratepayers while striving to maintain the delivery of services to a high level.

The Financial Assistance Grant (general purpose grant) from the Federal Government has helped Council keep rates down and service delivery high. A review by the Queensland Grants Commission, saw Cloncurry and many other rural councils receive an increase in the value of the Financial Assistance Grant we receive. I thank the Grants Commission for this positive outcome.



The Capital Works budget was supported by \$23,190,974 of grant funding, which enabled a number of priority projects to go ahead. I will continue to advocate for our fair share of funding from State and Federal Governments because our Shire matters.



New Curry Kids Early Learning Centre (indicative design).

Council successfully secured \$8,516,737 in grant funding for the construction of a new Curry Kids Early Learning Centre, which will be able to accommodate more children. Grant funding has also been secured for the Dajarra Water Resilience project, which will see the installation of an upgrade to the Water Treatment Plant, a new generator and potable water network replacement.

This year's budget again prioritised strong investment in our road network, with over \$18 million delivered in roadworks across the Shire. A highlight was 15.538 kilometres of new seal on the Kajabbi Road, starting from

the Burke Developmental Road. Council was successful in securing funding to progress the seal of the Granada Road too, which will see 13.98 kilometres sealed by early 2025.

Queensland Transport and Main Roads have committed \$20 million to replace the Malbon River crossing on the Cloncurry Dajarra Road. Continual lobbying for upgrades to this transport corridor will see the road be progressively sealed. Upgrades to our road network are critical to connecting our mining and agriculture businesses to domestic and international markets. This is particularly pertinent during wet seasons when dirt roads and water crossings can impact travel.



A storm rolling in over the Cloncurry Lookout.

This year saw another good wet season, with some massive falls to the southeast causing damage in neighbouring areas around McKinlay and Kynuna. Extensive rainfall across the north, saw good cattle numbers through the Cloncurry Saleyards and the market pick up. Cattle movements via rail out of Cloncurry were hampered slightly by the total reconstruction of the rail load out yards, delivered in September 2024. A grant of \$1 million from the State Government helped deliver this project.



The new Cloncurry Saleyards Rail Load Out facility was completed in September 2024.

Council continued its strong support of community events with \$326,000 delivered in Community Grants and approximately \$1.83 million spent on maintaining and improving event and recreation infrastructure, such as the Equestrian Centre and Recreation Grounds. Improvements to our sporting grounds, such as Eddie Lee Field, will lead to more sports events like the Commins Contracting Cloncurry Outback Challenge, which attracted over 120 male and female players, from across Queensland, for the three-day football competition in Cloncurry.



Commins Contracting Cloncurry Outback Challenge June 2024.

Council delivered the inaugural Meeting of the Mines conference in September 2023, and attendee feedback confirmed it was a knock-out success. The conference, aimed at reinforcing Cloncurry as the centre of the Northwest Minerals Province, was an opportunity for the industry and regional leaders to connect and solve problems, while also generating local business activity. Held over two days, concluding with the Beat the Heat Festival Street Party and Cloncurry and District Races, the conference added to

Cloncurry's reputation for hosting amazing events.

Rounding out the year, Council received very good financial results. The Queensland Audit Office was satisfied with Council's compliance with statutory requirements and our longer-term ratios and overall sustainability look good.

The 2023-24 year was not without its challenges, but with the hard work of Council's CEO and staff, we continue to deliver on my vision for our Shire, with the support and collaboration of our Councillors.

Greg Campbell
MAYOR



The inaugural Meeting of the Mines 'Sunset Drinks' networking function at Chinaman Creek Dam.



Chief Executive Officer's Report

The Annual Report of a Local Government has a number of requirements in relation to content. Foremost among these are reporting on Council's financial position to the residents and ratepayers of the Cloncurry Shire and commenting on Council's progress in delivering the goals outlined in its Corporate and Operational Plans.

FINANCIALS

With respect to the financials, I am pleased to once again present an unqualified set of Financial Statements to the Cloncurry Shire community and our other stakeholders. The Financial Statements provide an overview of Council's financial position and how Council's finances are spent. The process of compiling the statements also speaks to the quality of Council's financial data and internal processes. Each year, Council seeks to improve both.

The full audited financials can be found on page 75. The Community Financial Report attempts to present this information in a more digestible format than the audited financials in order to make these figures more accessible to non-specialists. This report can be found at page 64.

Financial Assistance Grants – Delayed Allocation

2023-24 was a very unusual year for Local Government's across Australia as the Australian Government deviated from a decade-long tradition and elected not to pay the substantive component of the Financial Assistance Grant as a prepayment in 2023-24. In recent years, this payment has come in toward the end of June (the very end of the financial year) and topped up the coffers before the end of the financial year. This year, it came in early July (beginning of the 2024-25 financial year). While this has very little impact on Council's *actual* financial health, the delayed payment will make some metrics in the financial statements for regional, rural and remote local governments look very odd in 2023-24 given how reliant we are on this source of funding.

Items in the table below are illustrative of this impact. For example, Council's bank account as of 30 June 2024 is down \$8.47m on the previous year, but up \$8.98m only 4 days later (+ \$0.51m on 30 June 2023).

	30 June 2023	30 June 2024 (no FA Grant)	4 July 2024 (with FA Grant)
Operating Result	\$6,337,298	\$1,381,763	\$10,363,224
Cash at Bank	\$24,682,399	\$16,211,932	\$25,193,392
Repayment of borrowings	\$788,841	\$637,681	\$637,681
Financial Sustainability Ratios	All ratios in range	4 out of 6 ratios in range	All ratios in range

Notwithstanding that the non-payment of the Financial Assistance Grant creates some oddities, all in all, the figures indicate that Council's financials are in a robust position. This is extremely important in the lead-up to a very exciting investment horizon for Cloncurry, which will include delivery of a new childcare (2024-25, 2025-26), replacement of the Coppermine Creek Bridge (2024-25), renewals and upgrades to the airport (2025-26), revitalisation of Scarr Street (2025-26), renewals and upgrades to the Water Treatment Plant (2026-27, 2027-28), renewals and upgrades for John Flynn Place (2027-28).



Scarr Street Revitalisation Project – Site Render (indicative design).

CORPORATE AND OPERATIONAL PLAN DELIVERABLES

An annual report is also required to provide an assessment of Council's progress against its Corporate and Operational Plans. FY 2023-24 represented the third year of our 5-year corporate planning cycle for Cloncurry (2021- 2026).

Council's Corporate Plan 2021-26 is the key strategic document governing this planning cycle and informs Council's Operational Plans and budgets over the five-year period to 30 June 2026. The Plan is built around our values, our five strategic pillars (and associated deliverables), and our Priority Projects and Initiatives. While the balance of the Annual Report outlines our progress to date in delivering on the commitments made in the Corporate and Operational Plans, I will take the opportunity to identify a couple of highlights below.

PILLAR 1 → INVESTING IN OUR COMMUNITIES, PEOPLE AND LIFESTYLE

Chinaman Creek Dam Pathway Project

Council's commitment to investing in liveability continued in 2023-24 with the

delivery of this Corporate Plan Priority Project. The construction of the Chinaman Creek Dam Pathway & Eco Trail, which connects town to the picturesque Chinaman Creek Dam, has proven to be incredibly popular with residents and the informational Eco Trail provides visitors with insights into the Shire's rich history.



Chinaman Creek Dam pathway project grand opening event – October 2023.

Heat Pump and Solar Installation at the Cloncurry Swimming Pool

Council installed heat pumps and a 100kVa solar array at the Cloncurry Swimming Pool. This project is intended to make pool temperatures more comfortable for patrons all year round, thereby increasing visitation and all the benefits associated with an active lifestyle. The project was delivered toward the end of 2023-24, with Q1 2024-25 numbers identifying a significant increase in pool attendance.

PILLAR 2 → STRENGTHENING OUR ECONOMY AND SUPPORTING GROWTH

Council owns and operates two assets of regional and state significance: the Cloncurry Saleyards and the Cloncurry Airport. Both assets deliver operating surpluses to Council and help to offset a range of community services that deliver operating losses (libraries, galleries, visitor information centres, childcare etc.). The two assets also

speak to Cloncurry's importance as a freight and logistics hub and to the centrality of agriculture and mining to the region's economy.

Saleyards & Airport – Onward and Upwards

The Cloncurry Saleyards continue to function as one of the nation's pre-eminent transit yards, with over 250,000 movements in 2023-24. This represented an increase on 2022-23 numbers and places Cloncurry in the very top tier of facilities for transit numbers.

The airport continued to see a climb in annual throughput, cracking 80,000 passengers for the year in 2023-24 for the first time. 2023-24 also saw Council take over control of the Queensland Flight Test Range from the State Government. BAE Systems were the first user of the Test Range with flight testing in September 2024. While the pipeline of drone testing remains a little uncertain at the moment, the facility has the capacity to fulfil a wide range of functions in the short-, medium-, and longer term.

Meeting of the Mines – the Hosts with the Most



The inaugural Meeting of the Mines Conference – September 2023.

Council held its inaugural Meeting of the Mines conference in September 2023 with the aim of bringing together a range of key decision-makers from industry and

government to identify issues to be sorted and opportunities to unlock in the North West Minerals Province. It was a great event, delivered tangible benefits, won some awards, had a celebrity chef, and the event looks to become a staple of the event season with the second annual conference recently rolled out in September 2024.

PILLAR 3 → BUILDING AND MAINTAINING OUR INFRASTRUCTURE

Chinaman Creek Dam – Know Thy Risk!

Council completed its detailed risk assessment of the Chinaman Creek Dam in April 2023. This process, by gaining an extreme close-up on the risks posed by the Dam, has effectively allowed Council to demonstrate to the Regulator that the asset meets its Acceptable Flood Capacity (AFC) requirements and avoid substantial upgrade costs (~\$10m-\$20m). Council also installed new telemetry, monitoring, and early warning systems to better manage risk.

Kajabbi Road Upgrade to Seal – One Bite at a Time



Kajabbi Road Upgrade to Seal Project complete.

Council continued its strong record of attracting Betterment funding from the Queensland Reconstruction Authority to upgrade assets routinely impacted by flood. In 2023-24, our focus was on sealing a 15.538km section of the Kajabbi Road. While there is still ~10km of seal to complete into

the township of Kajabbi, this upgrade is a fantastic first step and will benefit agriculture, mining, tourists and residents of Kajabbi with a safer and more accessible road.

PILLAR 4 → VALUING OUR ENVIRONMENT

A special thank you to our waste and wastewater management teams who continue to meet all of their compliance requirements as vetted by the Department of Environment and Science.

The management of our landfills, sewerage treatment plant and water treatment plant (WTP) have taken another step forward in 2023-24, building on important works over the last eight years.

In an unusually constrained funding environment for pest management, Council continued to invest own-source revenue into biosecurity. This included continued investment in weed management along the Cloncurry River, at Chinaman Creek Dam, along Andrew Daniels Drive, Hensley Drive, Round Oak Road and One Mile Creek.

Council also completed its biannual 1080 baiting program of wild dogs with the highest number of participants and highest volume of baits allocated during the May 2024 program.

Unexpectedly, Cloncurry also hosted a large colony of Little Red Flying Foxes (LRFFs) for part of 2023-24. This led to Council implementing a range of management strategies to clear LRFFs from residential areas within town.

PILLAR 5 → EFFECTIVE GOVERNANCE

Council continues to invest in its people, its systems and its processes to ensure our organisation is well governed and well administered.

Some highlights from 2023-24 worth noting include:

- Continued investment in auditing of Council operations:
 - Internal audits completed for Customer Service Standards and Cybersecurity.
 - External auditing of Cloncurry Airport Operations.
 - External auditing of financial statements.
 - Comprehensive risk review of Chinaman Creek Dam.
 - Progressive updates to review of Council to CEO delegations.
- Continued investment in systems to drive efficiency, effectiveness and consistency:
 - Venues management: Bookable
 - Cemetery management: Chronicle
 - Strategic planning and performance management: Envisio
 - Agenda and minutes management: Resolve

All of this investment in people, systems and processes is designed to ensure that we meet one of the most important mantras of

local government: that we seek continual improvement in everything we do.



Cloncurry Shire Council 'All Staff Session' – October 2023.

FINAL WORDS

All of the work detailed herein would not be possible without our residents and ratepayers, the support of state and federal governments, the support of businesses and volunteer organisations, clubs and committees, the drive of our elected members and the hard work of Council's staff. I extend my appreciation and thanks to all those who continue to make the Cloncurry Shire an amazing place to be.

Philip Keirle
CHIEF EXECUTIVE OFFICER

History of Cloncurry

The traditional owners, being the Mitakoodi, Kalkadoon, Yulluna and Waluwarra, Pitta Pitta and Mayi people, were the original inhabitants of the area now known as Cloncurry Shire. In 1861 Burke and Wills, with King and Grey, were the first known Europeans to come into the area on their ill-fated expedition to the Gulf of Carpentaria. Burke named the river 'Cloncurry' for his cousin, Lady Elizabeth Cloncurry of County Galway in Ireland. In May 1867, Ernest Henry came this way searching for grazing land and instead discovered the vast mineral wealth of the district; he named this 'The Great Australia'. The town was surveyed in 1876 and named after the

river. Over the years Cloncurry has been the focal point for many of Australia's greatest innovations. Cloncurry was involved with the beginnings of QANTAS, and the original QANTAS Hanger is still in use at the aerodrome, where 'Queensland and Northern Territory Aerial Service' is still displayed above the hanger door. The Royal Flying Doctor Service was founded here in 1928 and is now recognised worldwide. A visit to the Cloncurry Unearthed Visitor Information Centre and Museum or John Flynn Place Museum and Art Gallery will open the eyes of any budding historian to the richness of Cloncurry.





FAST FACTS

Cloncurry in Numbers

3,789

Population

14,028

Visitors to the Shire

17

Major Community Events

8

Health Facilities

47,971

Shire Area (square kilometres)

Mining, Agriculture & Transport

Major Industries

1,555.74

Kilometres of Road in the Shire
Not including State controlled roads.

90

Pastoral Stations in the Shire



60




Operating Mining Companies in the Shire




**Approximate numbers*


Priority Projects & Initiatives

Council's Corporate Plan 2021-26 also incorporates a number of Priority Projects and Priority Initiatives. Progress to date as well as projected progress over the 5-year planning cycle is outlined below.

PRIORITY PROJECTS (COUNCIL)	
	Airport Precinct Renewal and Upgrade Projects
2021-22	<ul style="list-style-type: none"> Scoping works (including audit) and adoption of budget for progressing Airport Master Planning process in 2022-23.
2022-23	<ul style="list-style-type: none"> Funding secured to progress Airport Master Planning process. Airport Advisory Committee established. Procurement process completed.
2023-24	<ul style="list-style-type: none"> Master Planning and Peer Review process completed.
2024-25	<ul style="list-style-type: none"> Final confirmation of construction methodology. Complete all design and procurement associated with this project. Secure suitable external funding contributions.
2025-26	<ul style="list-style-type: none"> Deliver renewals and upgrades.
	Curry Kids Early Learning Centre Upgrade
2021-22	<ul style="list-style-type: none"> Strategic Assessment Review, Options Analysis and Concept design progressed.
2022-23	<ul style="list-style-type: none"> Concept designs completed. Detailed designs commenced and progressed. Resource Community Infrastructure Fund Round 2 funding secured.
2023-24	<ul style="list-style-type: none"> Detailed design completed. Procurement commenced and substantially completed. Growing Regions Program Round 1 funding secured for project.
2024-25	<ul style="list-style-type: none"> Complete all procurement. Complete all site remediation works. Commence and substantially progress construction of new facility.
2025-26	<ul style="list-style-type: none"> Centre completed, opened and operational. Waitlists eliminated or substantially reduced.

	Development of Signature Tourism, Cultural and Community Facility in Cloncurry
2021-22	<ul style="list-style-type: none"> Budget adopted in June 2022 to progress the JFP / Sport & Recreation Precinct Master Plan (contract awarded in November 2022).
2022-23	<ul style="list-style-type: none"> Strategic Assessment Review completed. Options Analysis substantially progressed but not completed as scheduled. Additional options developed and reviewed.
2023-24	<ul style="list-style-type: none"> Severance from consultancy initially engaged to complete and progress and finalise concept design. New consultancy engaged.
2024-25	<ul style="list-style-type: none"> Completion of options analysis and detailed design. Progression of curatorial design for future displays.
2025-26	<ul style="list-style-type: none"> Progressive implementation of JFP renewals and upgrade.
	Upgrade to the Cloncurry Saleyards Precinct
2021-22	<ul style="list-style-type: none"> Completion of upgrades to the Clean Yards (ramps, asphalt pavement etc.). Acquisition of Aurizon lease initiated (completed in September 2022). Installation of 40 new bull/cattle pens. Contract awarded for the Saleyards Master Planning process. Budget adopted in June 2022 to replace cattle weighbridge at Dirty Yards.
2022-23	<ul style="list-style-type: none"> Completion of Saleyards Master Plan. Seek funding / lobby for rail load out upgrade.
2023-24	<ul style="list-style-type: none"> Upgrade to Rail Load Out Facility substantially progressed. Replacement of weighbridge at Dirty Yards completed. Award new Saleyards Management Agreement completed
2024-25 / 2025-26	<ul style="list-style-type: none"> Progressive implementation of Master Plan investments (e.g., installation of shade infrastructure, installation of additional yards and loading ramps, renewal of existing infrastructure as prioritised).
	Perkins Street – 9 house Sub-Division Development
2021-22	<ul style="list-style-type: none"> Funding secured and designs progressed.
2022-23	<ul style="list-style-type: none"> Subdivision construction concludes in preparation for housing construction.

2023-24	<ul style="list-style-type: none"> • Construction of houses substantially progressed with four of nine houses completed and leased. • Four long-term leases secured through “off the plan” tender process.
2024-25	<ul style="list-style-type: none"> • Project completed. • Long-term leases secured.
2025-26	<ul style="list-style-type: none"> • Ongoing management of leases and assets.
	Scarr Street Revitalisation Project (CBD Upgrade)
2021-22	<ul style="list-style-type: none"> • Concept planning progressed and presented to stakeholders for review, informing subsequent design stages.
2022-23	<ul style="list-style-type: none"> • Progressed to final concept design following additional stakeholder engagement.
2023-24	<ul style="list-style-type: none"> • Completion of concept design.
2024-25	<ul style="list-style-type: none"> • Complete detailed design and secure funding for project delivery.
2025-26	<ul style="list-style-type: none"> • Deliver Scarr Street Revitalisation Project (CBD Upgrade).
	Chinaman Creek Dam Recreation Area Upgrade / Pathway Upgrades
2021-22	<ul style="list-style-type: none"> • Design, procurement and contract award completed for the Upgrade to the Chinaman Creek Dam Recreation Area. • Design, procurement and contract awarded for completion of Stage 1 of Chinaman Creek Dam Pathway.
2022-23	<ul style="list-style-type: none"> • Complete Recreation Area Upgrade Construction (Completed).
2023-24	<ul style="list-style-type: none"> • Complete Stage 2 of the Chinaman Creek Dam Pathway Project (Completed).
	Coppermine Creek Bridge Upgrade
2021-22	<ul style="list-style-type: none"> • All work required to inform detailed design completed (survey, geotechnical, scope).
2022-23	<ul style="list-style-type: none"> • Completion of detailed design and complete funding application.
2023-24	<ul style="list-style-type: none"> • Funding secured for project delivery and procurement commenced for project delivery.
2024-25	<ul style="list-style-type: none"> • Procurement completed and project commenced. Scheduled for completion by 30 June 2025.

	Delivery of Betterment (Resiliency) projects in partnership with QRA
2021-22	<ul style="list-style-type: none"> No eligible event to enable Betterment project submissions.
2022-23	<ul style="list-style-type: none"> Submission of Betterment funding application for Kajabbi Road (arising from Northern and Central Western Queensland Rainfall and Flooding event 21 April – 12 May 2022).
2023-24	<ul style="list-style-type: none"> Deliver 15.538km of Kajabbi Road Upgrade to Seal Betterment Project. Submit Betterment project application where eligible (Northern and Central Queensland Monsoon and Flooding, 20 December 2022 – 30 April 2023) for Granada Road (secured).
2024-25	<ul style="list-style-type: none"> Deliver Granada Betterment project. Seek funding where eligible for additional projects.

PRIORITY INITIATIVES	
Rural Road Sealing (renewals and upgrades)	
2021-22	<ul style="list-style-type: none"> Sir Hudson Fysh Drive pavement widening and upgrade, installation of drainage and pathways.
2022-23	<ul style="list-style-type: none"> Submission of betterment funding for Kajabbi seal. Completion of rehabilitation and reseal of Sedan Dip Road (~\$1.5m). Completion of stabilisation and seal for 7.5km of Corella Park Road. Formalise rural road reseal program for 2023-24 to 2025-26.
2023-24	<ul style="list-style-type: none"> 15.538km Upgrade to Seal Program for Kajabbi Road. Completion of stabilisation and seal for 7km of Corella Park Road. Deliver balance of 2023-24 seal and reseal program (Railway, Fred McKay, Miles, Dutton, Henry, Transmission Streets, Saleyards Entrance). Betterment funding secured for additional seal on Granada Road.
2024-25	<ul style="list-style-type: none"> Reseal 53km of Duchess to Phosphate Road. Stabilisation and reseal of 6.5km of Link Road. Stabilisation and reseal of Sedan Dip Road (selected chainages). Secure Betterment Funding for additional seal to Granada Road and complete project. Complete detailed design for Malbon Selwyn causeway upgrades and commence construction.

2025-26	<ul style="list-style-type: none"> • Deliver reseal / stabilisation & seal program: Chinaman Creek Dam Road, Henry Street, Margaret Street, Dajarra Streets.
Improved coordination of NW Water Resources	
2023-24	<ul style="list-style-type: none"> • Advocacy for NW Water Working Group re-initiated post-LG election in concert with Mount Isa City Council and Mount Isa Water Board.
2024-25	<ul style="list-style-type: none"> • NW Water Working Group initiated Terms of Reference confirmed and review of opportunity being administered through Department of Regional Development, Manufacturing and Water (now Department of Local Government, Water and Volunteers).
Improved Biosecurity Outcomes for Cloncurry and NW Queensland	
2021-22	<ul style="list-style-type: none"> • Prickly Acacia program delivered around Cloncurry. • Weed management along Cloncurry River.
2022-23	<ul style="list-style-type: none"> • Weed management along Cloncurry River. • 1080 baiting program delivered.
2023-24	<ul style="list-style-type: none"> • Roost management of Little Red Flying Foxes. • 1080 baiting program delivered. • Weed management along Cloncurry River, Andrew Daniels Drive, One Mile Creek, Hensley Drive.
2024-25 & 2025-26	<ul style="list-style-type: none"> • Weed management programs continue. • 1080 baiting programs continue.
Energy Efficiency & Reliability Initiatives	
2022	<ul style="list-style-type: none"> • Completion of NetZero study via MITEZ.
2023-24	<ul style="list-style-type: none"> • Funding application submitted for installation of 4.0MW solar array via Regional Economic Future Fund (REFF) (unsuccessful). • Funding application submitted for installation of 2 x 36.8kW systems for airport and precinct through Community Energy Upgrade Funding (CEUF). • Installation of 100kW system as part of solar and heat pump installation at Cloncurry Swimming Pool.
2024-25	<ul style="list-style-type: none"> • Secure CEUF for installation of 36.8kW systems. • Scope opportunities for further installation of renewable energy.
2025-26	<ul style="list-style-type: none"> • Installation of solar system at new Curry Kids Early Learning Centre.

Urban Renewal and Enhancement Program	
2021-22	<ul style="list-style-type: none"> • Delivery of final year of Shopfront Revitalisation Grant, which delivered ~\$100,000 in Council co-contributions toward shopfront upgrades for businesses across Cloncurry over the course of the program.
2022-23	<ul style="list-style-type: none"> • Adoption of relevant policy framework to progress other renewal and revitalisation initiatives: <ul style="list-style-type: none"> ○ Urban Renewal & Revitalisation Program ○ Investment Attraction & Incentive Program • Woodham Petroleum signage upgrade co-contribution.
2023-24	<ul style="list-style-type: none"> • Continue to advertise and co-contribute to urban renewal and investment attraction opportunities. • Multiple grants provided to applicants.
2024-25 & 2025-26	<ul style="list-style-type: none"> • Continue to advertise and co-contribute to urban renewal and investment attraction opportunities.
Waste management, reduction and recycling initiatives	
2021-22	<ul style="list-style-type: none"> • Completion of whole-of-Shire scrap metal recycling program (Cloncurry, Kajabbi, Quamby). • Completion of joint procurement program for long-term kerbside waste collection contract with Mount Isa City Council. 9 + 1 year contract awarded, commencing in October 2022. • Improved compliance of operations against Environmental Authority (EA).
2022-23	<ul style="list-style-type: none"> • Conclusion of whole-of-Shire scrap metal program. • New long-term contract with JJ Richards commenced October 2022.
2023-24	<ul style="list-style-type: none"> • Completion of North West Queensland Waste Management Plan. • All commercial waste detoured to Mount Isa City Council landfill. • Completion of cost neutral scrap metal recycling program.
2024-25 & 2025-26	<ul style="list-style-type: none"> • Review of JJ Richard's Contract. • Review of pricing to deliver recycled kerbside collection service.
Improved access to childcare	
2021-22	<ul style="list-style-type: none"> • Investment in improved scheduling systems increased utilisation rates and had a positive (but modest) impact on reducing wait list pressures. • Concept designs for new/expanded facility completed.

	<ul style="list-style-type: none"> Funding applications submitted to expand place numbers at the Curry Kids Early Learning Centre.
2022-23	<ul style="list-style-type: none"> Progress detailed design and development application for new development. Resource Community Infrastructure Fund Round 2 secured.
2023-24	<ul style="list-style-type: none"> Acquisition of land for new childcare site (completed). Growing Regions Program funding secured.
2024-25	<ul style="list-style-type: none"> Commence construction of new Curry Kids Early Learning Centre. Continued advocacy for Outside School Hours Care (OSHC).
2025-26	<ul style="list-style-type: none"> Opening of new childcare facility.
Cloncurry as a Base For Business and Industry Events & Cloncurry as a Base For Innovative Industries: Aviation, Critical Minerals, Strategic Resources	
2022-23	<ul style="list-style-type: none"> Major event: Road and Rail Forum.
2023-24	<ul style="list-style-type: none"> Major event: Meeting of the Mines (inaugural event). Recipient of Butch Lenton Award (innovation) and Event of the Year. Council acquires Queensland Flight Test Range from State Government to enable continued drone testing and other aviation activities.
2024-25 & 2025-26	<ul style="list-style-type: none"> Second annual Meeting of the Mines conference. Continue to grow Business and Industry events. Re-sealing of Duchess Phosphate Road in support of phosphate and other mining operations in the south/south-east of the Shire. Continue lobbying/advocacy for sealing of unsealed section of Cloncurry Dajarra Road (7708) in support of phosphate and mining operations in the south / south-east of the Shire.
Acquisition of Corella Dam	
2021-22	<ul style="list-style-type: none"> Discussions with Department initiated on a paired-back version of acquisition, focused on land and water rather than the dam infrastructure.
2022-23	<ul style="list-style-type: none"> Progress to formal offer for purchase and sub-lease of part of Corella Dam.
2023-24	<ul style="list-style-type: none"> Acquisition on hold and subject to receipt of Failure Impact Assessment from the Department of Resources. Incorporation of Corella Dam into broader review of North West water assets.

2024-25 & 2025-26	<ul style="list-style-type: none">• As above. Likely that the Department of Resources will need to invest in dam maintenance / rehabilitation arising from the Failure Impact Assessment process. This will necessarily impact on the timing of any decision in relation to this item.
----------------------------------	--

Our Elected Members

CLONCURRY SHIRE COUNCIL 2020-24



Elected Council 2020-24 (left to right): Deputy Mayor Sam Daniels, Cr Nathan Keyes, Cr Vicky Campbell, Cr Janessa Bidgood, Cr Dane Swalling, Mayor Greg Campbell

CLONCURRY SHIRE COUNCIL 2024-28



Elected Council 2024-28 (left to right): Deputy Mayor Sam Daniels, Cr Vicky Campbell, Cr Nathan Keyes, Mayor Greg Campbell, Cr George Muller, Cr Jane McMillan

Mayor Greg Campbell



Mayor Greg Campbell was born and grew up in Cloncurry and is proud to call Cloncurry home. Cr Campbell and his wife Ana have 3 children, Caleb, Cooper, and Scarlett. Greg completed his schooling years at the Cloncurry State School, finishing his final year as School Captain. Mayor Campbell's family runs a beef cattle operation in the area and is very passionate about promoting the strength and importance of the industry and the high quality of the product produced. Having a thorough knowledge of this industry places Mayor Campbell in a prime position to lobby for funding and grants to assist growing the agricultural industry.

Mayor Campbell has been heavily involved in the community for many years including being a Rotarian, a Merry Muster Committee member, and a regular volunteer of the Cloncurry races, Show and school events. Mayor Campbell founded the Cloncurry Fish Stocking Committee in 2005 successfully stocking Barra in Chinaman Creek Dam. He was also one of the Co-Founders of the Cloncurry Football Club in 2006/07, becoming the Inaugural Treasurer and Junior Coach. All the above committees are still as strong today as they were when they were first initiated. Receiving the Cloncurry Shire Citizen of the Year Award in 2009 was a very proud moment, and Cr Campbell gave credit to his family for their support and long-term community service.

Mayor Campbell was first elected to Council in 2004 as a Councillor and again in 2008, when he was honoured to be elected Deputy by his fellow Councillors. Mayor Campbell was fully committed to these roles whilst working in various technical and managerial roles with Ergon. An understanding of this

industry also proving valuable when lobbying for funding and being a member on the current MITEZ and CopperString 2.0 projects. In 2016 Greg was elected as Mayor of Cloncurry. His first term was full of achievements that set the Cloncurry Shire up for long term prosperity. Cloncurry celebrating 150 years was a major highlight. A focus on financial consolidation and improving the quality of services to residents has always been a focus. Approximately 80% of all sealed roads across the Shire have been rebuilt or resealed.

Making Cloncurry a 'destination' is a key priority to Mayor Campbell. To be able to showcase the fantastic history and landscapes the Shire has to offer will continue to benefit Cloncurry's economy. Outdoor exercise equipment and the new waterpark playground are initiatives to make the town even healthier and more family friendly. The revitalisation of Florence Clark Park is proving a great place for tourists to stop and have a break, whilst learning a little about Cloncurry's strong history.

Cr Campbell is now proudly serving his third term as Mayor of the Cloncurry Shire Council. He has been successful in lobbying for a Youth Worker, Dialysis Service, Road Funding, Bridge upgrades and water and sewerage upgrades. The 2019 Flood event was one of the biggest natural disasters to hit the North West and Greg capably and sensibly steered the Shire through this period. His efforts were recognised by the Prime Minister, who requested he be the first Mayor to become a member of the Flood Recovery Agency.

Mayor Campbell is committed to continuing to ensure Cloncurry gets 'our fair' share and that the prosperity that has been created continues to grow.

Deputy Mayor Sam Daniels



Councillor Daniels was born and raised in Cloncurry. He is a third generation resident of the town. He attended Cloncurry State School for his primary years and finished his secondary education at All Souls in Charters Towers. Councillor Daniels has a long association with the pastoral industry. He has worked in his family's agri-businesses for over 30 years. He is currently the Managing Director of his family's stock and station agency and cattle pastoral company. Through their family business they have supported many events

and committees in the Northwest. Councillor Daniels and his wife Sue are proud to have 3 sons, Jesse, Nicholas and Ben. Councillor Daniels and his extended family have been long term supporters and members of the Cloncurry and District Race Club. Councillor Daniels was elected to council in 2020 and is proud to represent the residents in the Cloncurry Shire. He is committed to supporting local business, improving infrastructure and enhancing the 'liveability' within the Shire.

Councillor Vicky Campbell



Councillor Vicky Campbell was first elected to Council in April 2016 and is now serving her third term. She is the councillor representative for the Regional Arts Development Fund (RADF), and one of the councillor representatives on Council's Audit & Risk Committee.

She has 7 children with her husband Willie, the only local Telstra technician, and two grandsons.

Councillor Vicky has been employed by Australia Post as a Mail Contractor for over 20 years, delivering post to rural residents which means she drives many of the Shire's roads on a weekly basis.

Inclusion of everyone in the Shire, not just those who live in the Cloncurry township, is important to Councillor Vicky and she has been a strong advocate for the Dajarra community over her time as Councillor.

Roads, health and wellbeing, and rural education are where Councillor Vicky's

interests lie. She is a big believer that the only way to keep young adults in town is to not have to send them away in the first place. Similarly, patients, regardless of their locality, should have access to the same standard of primary healthcare available to those in the cities.

Councillor Vicky is proud to have played a part in the expansion of the Seniors Event program over her two previous terms and has great involvement with Council's Community Development Team. The Shire's events and facilities are the envy of many visitors and she aims to keep it that way.

Councillor Vicky is also proud to have been heavily involved in the upgrades to the pool, Florence Clark Park, the recreation area at Chinaman Creek Dam and the recently completed walking track.

Councillor Vicky has strong commitment, enthusiasm and energy to continually improve the lifestyle of our community and the economy of our local businesses.

Councillor Nathan Keyes



Since finishing his schooling, Councillor Keyes has only ever been employed in the Cloncurry Shire. He worked as a station hand on local cattle

properties before obtaining his helicopter licence in 2003. From there he began aerial mustering on properties from the Gulf of Carpentaria all the way down to the channel country, so is fortunate to have a broad knowledge of the area from both air and land.

Councillor Keyes and his brother have managed the Cloncurry Saleyards on behalf of CSC since 2015, and also run their own beef cattle enterprise. In doing so, they are fortunate to be able to talk to many people in the transport and beef cattle industries.

Having had a long history with the Cloncurry Shire, Councillor Keyes is keen to see it grow and reach further development. Cloncurry is a standout town for him because of its geographical location and being known as the 'hub of the North-West' - all roads lead to the Curry.

He's a strong supporter of local businesses in our Shire - we must support them as they support our community events, create jobs, stimulate the economy and bring pride to our community. Councillor Keyes believes everyone in our Shire should be looked after, from our children to our seniors and he wants to help improve our health care, education and day care facilities.

Nathan and his wife Hilary admire the community spirit and are looking forward to their three young children growing up here.

Councillor Jane McMillan



Councillor Jane McMillan works and lives on a cattle station on the outskirts of Cloncurry township. With her husband and family, together they run a large-scale beef cattle operation which spans across the North West.

Councillor McMillan loves getting out and about in the Cloncurry Shire and wider communities supporting local events, especially campdrafts and rodeos. She also

enjoys a game of tennis or golf, or just a swim in the river or dam.

Councillor McMillan looks forward to working with fellow Councillors and the executive team in Cloncurry Shire to drive and support a resilient local community that continues to put business, people, health, education and social infrastructure as a priority.

Councillor McMillan is very grateful to the Cloncurry community for giving her this opportunity to be your representative on Council.

Councillor George Muller



Councillor George Muller was first elected to Council in March 2024. He was motivated to run for Council to continue to encourage economic

growth and prosperity in the Shire.

Councillor Muller has long been a North West Queensland resident and particularly enjoys

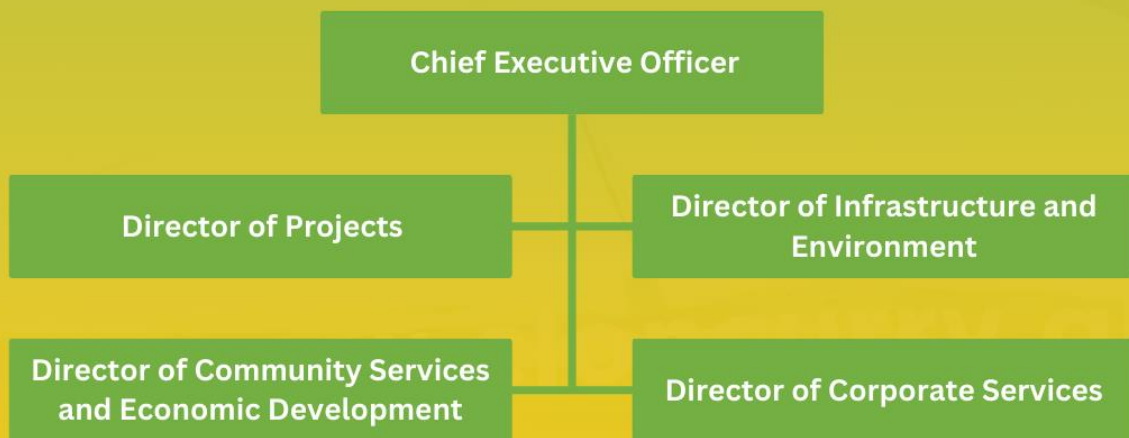
living in Cloncurry because of its central location to activities in the region. He is a grazier and local business owner.

As a keen sportsman, Councillor Muller is Vice President of the local rugby club and a member of the clay target club. He is also Council's first nominated delegate to the North Queensland Sports Foundation.

Our Workforce

Council employs an experienced and diverse team. The day to day running of the Shire is the responsibility of the Chief Executive Officer, who, along with Directors and staff, act on the Council's decisions by developing and putting into practice the Council policies and resolutions.

STAFF NUMBERS





2024


AUSTRALIA DAY AWARDS

Citizen of the Year **Susan Curley**, Young Citizen of the Year **Declan Molloy**, Achievement Awards **Liz Robertson, Darcy Robertson, Kathleen Kidd, Tia Condren, Olivia Campbell**, Arts and Culture Award **Elenore Taifalos**, Community Event of the Year **PCYC Christmas Lights Bike Ride**, Community Volunteer of the Year **Graeme McDonald**, Community Organisation of the Year **Cloncurry RSL Sub Branch**, Senior Sports Award **Darcy Harrison**, Dave Watt Memorial Junior Sport Award **Cade Ferguson**, Mayor's Community Spirit Award **Cloncurry BlueCare**, Southern Gulf NRM Sarus Crane Award **John & Tommy Senden**.

Our Community

Strategic Direction 1: Investing in our Communities, People & Lifestyle

Our family-friendly Shire and supportive community spirit are underpinned by sustainable facilities and institutions that promote positive community, health, educational and recreational outcomes.

	<p>INVESTMENT PRIORITIES Liveable Communities Active Lifestyles Strong Service Network</p>		<p>HOW OUR COMMUNITY ASSISTS Volunteering Active Participation</p>
	<p>KEY SERVICES Community Events Disaster Response and Recovery Community Development Library Services Sport and Recreation Aged and Youth Services Community Facilities (Swimming Pool, Equestrian Centre, Art Gallery, Early Learning Centre, Airport, Cemeteries)</p>		

Achievements and Highlights

- ✓ Council continued its strong advocacy to the State Government on the need to plan and progress upgrades to the Cloncurry Hospital with a number of deputations to Brisbane and visits from Ministers to Cloncurry. The upgrade is now progressing through the State’s project assessment framework and is heading toward a business case and investment decision in 2024-25.
- ✓ Council continued to assist in subsidising GP clinic operations in Cloncurry to the tune of \$112,000 to ensure Cloncurry retains its enviable record of attracting and retaining quality health care professionals.
- ✓ Council achieved its third year of supplying Dajarra with treated water in accordance with the Australian Drinking Water Guidelines parameters (2021-22 / 2022-23 / 2023-24), while noting that Dajarra was incorporated into Council’s Drinking Water Quality Management Plan for the first time in December 2022.
- ✓ Following completion of the Chinaman Creek Dam Recreation Area in 2022-23, Council has progressed a wide range of event activations including monthly kayaking and paddleboarding, opera, Curry Day, Meeting of the Mines event openings, Cloncurry Poetry Prize Competition award ceremony and so on.
- ✓ Stages 1 and 2 of the Pathway to Chinaman Creek Dam completed in October 2023. This path now connects one of Council’s premier liveability and tourism attractions (Chinaman Creek Dam) to town via footpath and cycleway.
- ✓ Council secured funding for the construction (Resource Community Infrastructure Fund Round 2 and Growing Regions Program Round 1) of a new 109-place child-care facility to help address extensive waiting lists and position Cloncurry as a child care oasis in the region. Progressive

reviews of daily/weekly fees and scheduling saw the Curry Kids facility push toward a break-even operating result in 2023-24.

- ✓ Council completed installation of an upgraded and extended CCTV network in Cloncurry with the aim of improving community safety.
- ✓ Council advocacy in support of Health Vision deliverables continued with frequent engagement of the NWHHS and key State Government representatives.
- ✓ Council committed \$170,000 to its community grants program in 2023-24, which helps to support signature events (Cloncurry & District Show, the Stockman's Challenge, and the Cloncurry Merry Muster), regular events (Cloncurry & District Races) as well as a host of other events (such as the Quamby Rodeo, Rockhana Gem Festival), grants to community organisations, and bursaries to individuals to assist with travel to participate in sporting events.
- ✓ Cloncurry's Senior's programming covered meditation, technology workshops, art classes, craft sessions, and cooking demonstrations during 2023-24, as well as regular morning teas and themed lunches. Events like the Stuart McIntosh Memorial Garden Competition have added diversity to these gatherings, showcasing the breadth of experiences offered to seniors within our community.
- ✓ Extension of the opening hours of the Cloncurry Swimming Pool through school holidays and on weekends was continued in 2023-24. Heat pump and solar project delivered in late 2023-24 to further improve the levels of service offered at the facility. Initial feedback has been very positive with considerably higher entry rates evidenced in the first quarter of 2024-25.
- ✓ Bob McDonald Library delivered a diverse range of programming aimed at fostering community connections and social interactions and promoting continuous learning. Our array of initiatives has successfully engaged a wide range of demographics, catering specifically to mums and bubs, tweens, and seniors leading to increased patronage of the library.
- ✓ Programs such as Baby Rhyme Time and themed Storytimes have demonstrated significant success in facilitating these connections and encouraging learning experiences. The Seniors Sessions have generated remarkable enthusiasm among participants. Stakeholders such as Outback Futures, Lives Lived Well, and North West Regional Health have also partnered with Council using the library for the delivery of events and initiatives.
- ✓ In 2023-24 the Regional Arts Development Fund (RADF) in partnership with Council has funded several programs throughout the year including a silversmithing workshop, the Storey Players (Dajarra State School performance of the "Gruffalo and Other Stories"), and the Cloncurry Quilters Group.
- ✓ In 2023-24 the Dr David Harvey-Sutton Gallery showcased a number of exhibitions, including exhibitions for schools and childcare as well as two exhibitions by local artists: *A Murriality* by Gordon Hookey and *Blush in the Bush* by Ruth Chaplain and Em Hacon.



2024

PERKINS STREET HOUSING DEVELOPMENT

Senator Anthony Chisholm and Mayor Greg Campbell opening the the new Perkins Street Housing Development.

Our Economy

Strategic Direction 2: Strengthening our Economy & Supporting Growth

Our local economy is built upon its strengths. Innovation and good planning support prosperity in existing businesses attracts new businesses and maximise opportunity for local employment.

	<p>INVESTMENT PRIORITIES</p> <p>Attracting population growth at a sustainable rate</p> <p>Experience Cloncurry</p> <p>North West Transport Hub</p>		<p>HOW OUR COMMUNITY ASSISTS</p> <p>Friendliest Spirit</p> <p>Buy Local</p> <p>Create opportunities for traineeships, work experience and apprenticeships</p>
	<p>KEY SERVICES</p> <p>Tourism & Events Economic Development Planning & Development Regional Collaboration Cloncurry Unearthed Cloncurry Airport John Flynn Place Saleyards Building Services Marketing, Communication & Media</p>		

Achievements and Highlights

- ✓ 2021 Census Data identifies the estimated resident population for Cloncurry as 3,705. This represented a growth of 3.8% per annum over the five-year period from 2016. This compares favourably against population growth/decline data for regional Queensland generally. It also represents a 600+ increase from population data from the 2016 Census (an almost 20% increase in the five-year period to 30 June 2021).
- ✓ Council established an Economic Development Strategy Advisory Committee and progressed the EDS to final draft / public feedback stage in 2022-23 with the Strategy formally adopted in 2023-24. Roll out of the Action Plan associated with this Strategy is delivered in concert with the Operational Plan 2023-24.
- ✓ Cloncurry Saleyards throughput recovered during 2023-24 with throughput back above 250,000.

Year	2017-18	2018-19	2019-20	2020-21	2021-22	2022-23	2023-24
Number	216,580	208,224	286,058	229,638	266,488	224,649	259,696

- ✓ Council's airport operations in Cloncurry continued to deliver an important service to the region, State and Nation, breaking through the 80,000 passenger (PAX) barrier for the first time off the back of the continued strength and growth of mining operations in Cloncurry.

Year	2017-18	2018-19	2019-20	2020-21	2021-22	2022-23	2023-24
PAX	59,814	59,211	54,911	57,165	69,531	74,561	82,893

- ✓ Council continued to play a major role as an accommodation provider in town, maintaining its stock of 39 houses and 27 aged-care units, while building another nine houses for external tenancies (see below).
- ✓ Perkins Street Sub-division (9 x new houses) construction was completed and long-term leases were secured for four (4) of the nine (9) properties by 30 June 2024, with the balance of houses completed by end of August 2024.
- ✓ Council completed the detailed design of the Curry Kids Early Learning Centre in 2023-24, secured Growing Regions Program Round 1 funding for the facility and completed procurement exercises for all major components of the construction. Due to constraints associated with the GRP funding, construction will only be able to proceed in FY 2024-25. The aim of this project is to progressively expand Council's current offering from 58 places to 109 places.
- ✓ Council has continued to support our Local Business Network and invest in their recommendations throughout the year. This has included continued support for:
 - The Shop Local Campaign
 - Local Business Networking Functions
- ✓ Council continued to operate and maintain Registers of Prequalified Suppliers for Trades & Services, Quarry Materials, Plant Hire (Wet), Mechanical, Auto-electrical and Tyre Services. These registers provide for more efficient engagement processes for local suppliers as well as for Council.
- ✓ Council secured funding from the Department of Transport and Main Roads to rebuild the trucking yards at the Cloncurry Saleyards to ensure safer and more efficient loading of cattle onto the rail network. The project was substantially progressed in 2023-24 and completed in October 2024.
- ✓ Council completed the construction and installation of a new weighbridge at the Dirty Yards to promote safer and more efficient operations at this facility.
- ✓ Council's Saleyards hosted the annual bull sale in April 2024. This was the third sale since recommencement of sales in April 2022. Numbers and prices remained positive.
- ✓ Council sold 2 lots of industrial land and completed the preliminary design for commencement of Stage 2 of the industrial subdivision expansion.
- ✓ Council secured REFF funding to build industrial sheds at the Cloncurry Industrial Estate, a project that will be delivered in 2024-25 and reduce barriers to new or expanding businesses from pushing ahead in Cloncurry.
- ✓ Council delivered the inaugural (and award winning) Meeting of the Mines conference in September 2023 as part of its focus on developing and growing Cloncurry as a place for hosting business and industry events.
- ✓ Council continues to play an active role in local and regional organisations, keeping Cloncurry issues and opportunities front and centre. This includes membership of the North West Queensland Regional Organisation of Councils (NWQROC) and Regional Roads and Transport Groups (RRTG), Western Queensland Alliance of Councils (WQAC), the Mount Isa to Townsville Economic Development Zone (MITEZ), Outback Queensland Tourism

Association (OQTA), Overlanders Way Committee, Matilda Way Committee and Regional Development Australia (RDA).

- ✓ Council's targeted advocacy to the State Government on investing in upgrades to the Cloncurry Hospital continued with these upgrades now progressing through the State's project assessment framework.



2023




OPENING OF CHINAMAN CREEK DAM PATHWAY

The grand opening of the Chinaman Creek Dam Pathway drew a crowd of local eager to test out the new walking track, from town to Chinaman Creek Dam.

Our Infrastructure

Strategic Direction 3: Building and Maintaining Our Infrastructure

Our infrastructure is strategically planned and well maintained to ensure the delivery of quality services to our community and to facilitate growth opportunities where viable.

	<p>INVESTMENT PRIORITIES</p> <ul style="list-style-type: none"> Asset Management Township Renewal & Enhancement Strong Transport Network 		<p>HOW OUR COMMUNITY ASSISTS</p> <ul style="list-style-type: none"> Water Wise Waste Reduction Civic Participation
	<p>KEY SERVICES</p> <p>Road, Drainage & Footpath Construction & Maintenance Parks & Gardens Construction & Maintenance Water & Sewer Treatment & Supply Workshop and Fleet Management Project Management</p>		

Achievements and Highlights

- ✓ All Cloncurry and Dajarra Drinking Water Quality parameters met.
- ✓ RMPC and Rural Road maintenance programs delivered.
- ✓ 2023-24 Reseal Program delivered: reseal of Corella Park Road (Ch 0:00 – 6.8km), Miles Street, Dutton Street, Railway Street (Ch 0:00 – 830m), reseal of Fred McKay Road and Birtwell Street, asphaltting of Alice Street/Sir Hudson Fysh Drive intersection, asphaltting of Saleyards entrance.
- ✓ Flood Damage assessment, procurement and works associated with the following activations:
 - Northern & Central Western Queensland Rainfall and Flooding Event, 21 April - 12 May 2022 progressed.
 - Northern and Central Queensland Monsoon and Flooding, 20 December 2022 – 30 April 2023.
- ✓ 15.38km of Upgrade to Seal works completed on the Kajabbi Road, with funding from Roads to Recovery (R2R), Transport Infrastructure Development Scheme (TIDS) and the Queensland Reconstruction Authority's Betterment Fund (DFRA).
- ✓ Replacement, upgrade and extension of Council's CCTV network to the following locations: Admin & Library, Blue Care, Chinaman Creek Dam, Cloncurry Airport, Cloncurry Swimming Pool, Depot and Stores, Florence Clark Park, McIlwraith Street, Robertson Park, Sewerage Treatment Plant, Ramsay Street (Sheaffe Street intersection), Scarr & Station Streets, Transport and Main Roads Office (external), Daintree and Sheaffe Streets.

- ✓ DRFA Betterment funding secured for upgrading the Kajabbi Road to seal, with funding unlocked via the Northern and Central Western Queensland Rainfall and Flooding event, 21 April - 12 May 2022.
- ✓ Upgrade to Rail Load Out Facility at Cloncurry Clean Yards substantially progressed with funding provided by the Department of Transport and Main Roads.
- ✓ Detailed design for Coppermine Creek Bridge Upgrade completed and Bridges Renewal Program funding application submitted (successful, per November 2023 funding announcements). Contractor engaged with works to commence in 2024-25.
- ✓ Chinaman Creek Dam telemetry, monitoring and early warning system installed to improve disaster preparation and response.
- ✓ Pathway to Chinaman Creek Dam Recreation Area completed, providing connectivity between town and one of the region's signature tourism and recreation assets.
- ✓ Council completed the Main Well project, a water security/supply project that will deliver >40L p/s of water for the Cloncurry water treatment system.
- ✓ Dajarra Water Mains Replacement Project confirmed for progression in 2024-25.
- ✓ Council completed a range of improvements to the Dajarra Water Treatment Plant maintenance at the back end of 2023-24 that has ensured plant is meeting all design parameters in 2024-25.
- ✓ Perkins Street Housing Sub-division completed, with nine new "executive style" homes built and long-term leased.
- ✓ Installation of concrete footpath on the corner of Scarr and Sheaffe Streets (Central Hotel wrap around).
- ✓ Curry Kids Early Learning Centre design process completed and funding to deliver the project secured via the Resources Communities Infrastructure Fund Round 2 (State of Qld) and Growing Our Regions Program (Federal Government). Construction to commence in 2024-25.
- ✓ Council completed the construction of new seating, shelter and grandstand infrastructure at the Cloncurry Sport and Recreation Grounds and Dajarra Rodeo Grounds in 2023-24, with funding from the Resource Community Infrastructure Fund (RCIF) Round 1.
- ✓ Cloncurry Airport Masterplan completed with funding from the Preparing Australian Communities Fund. Design to progress to IFC in 2024-25 and delivery in 2025-26.
- ✓ The Chinaman Creek Dam Comprehensive Risk Review was completed in 2022-24 (with funding assistance via the Queensland Resilience and Risk Reduction Fund). This extensive process has resulted in the risk of the asset being downgraded, which will allow Council to avoid \$10m - \$20m in infrastructure costs to meet the Acceptable Flood Capacity requirements.

- ✓ 3-year building maintenance program developed for Council housing and accommodation.
- ✓ Options analyses completed for the Cloncurry Water Treatment Plant Clear Water Storage and for the Cloncurry WTP clarifiers, filters and rapid mixing tank.
- ✓ Replacement of chlorine dosing unit with electro-chlorination plant at the Cloncurry WTP substantially progressed, with practical completion due in 2024-25.
- ✓ Council staff completed the Professional Certificate in Asset Management Planning and developed Asset Management Plans for all Council's major asset classes as final assessment deliverables.
- ✓ Council reviewed its Asset Management Plans for Water & Wastewater Assets, Transport Assets and for Buildings and Other Structures and updated its asset management maturity self-assessment.



2024




CLONCURRY SALEYARDS

New feeders installed at the Cloncurry Clean Yards.

Our Environment

Strategic Direction 4: Valuing Our Environment

Our natural resources are valued, our cultural heritage is protected, and our landscape amenity is improved.

	<p>INVESTMENT PRIORITIES</p> <ul style="list-style-type: none"> Biosecurity Cultural Heritage Landscape Amenity 		<p>HOW OUR COMMUNITY ASSISTS</p> <ul style="list-style-type: none"> Animal Care Waste Reduction Civic Participation
	<p>KEY SERVICES</p> <p>Regulation & Compliance Waste Management Recycling & Reuse Environmental Health</p> <p>Biosecurity Program Rural Land Management Environmental Services</p>		

Achievements and Highlights

- ✓ Council completed a targeted and sustained roost management program for Little Red Flying Foxes during 2023-24 and secured funding to develop a Roost Management Plan to more effectively manage roosts moving forward, though no major issues so far in 2024-25.
- ✓ Cloncurry experienced a temporary rat plague toward the end of 2023-24. Unlike our neighbours to the east and north, this was short lived and all but over by June 2024 and did not require substantive intervention by Council.
- ✓ Council completed the installation of a 100kWh solar system as part of its Swimming Pool Heat Pump and Solar Project and submitted funding applications for additional solar installation at the Cloncurry Airport and Cloncurry Precinct.
- ✓ Following on from works completed on the eastern bank of the Cloncurry River in 2021-22, Council progressed works on the western bank of the Cloncurry River in late 2022-23. The planned burn to complete this work was frustrated in Q2 2023 as Little Red Flying Foxes had taken roost in key areas of the planned burn zone. Unplanned fires in December 2023 appear to have completed much of the work intended by the earlier burn, albeit in much more testing circumstances.
- ✓ After reinstating 1080 aerial baiting in June 2021, Council concluded another 2 x aerial baiting programs in 2023-24. Participation rates were high and the program appears to be meeting stakeholder requirements.
- ✓ Council progressed and awarded a new 9 + 1 year contract for kerbside waste collection with JJ Richards, with the contract commencing in October 2022 (Q2 2022-23). Council is now two

years into this contract with very few issues to report. Importantly, this contract sees all front-lift/commercial waste taken to Mt Isa for disposal, reducing the waste volume received at the Cloncurry Landfill.

- ✓ Council's landfill operations were compliant with Environmental Authority (EA) requirements. Council also concluded a round of scrap metal recycling commenced in 2023-24, which saw >200 tonnes of scrap metal reclaimed from various locations at a neutral cost to Council.
- ✓ Cloncurry's Saleyards continued to pass all Department of Agriculture & Fisheries audits in 2023-24.
- ✓ Council applied for registration as a Recycled Water Scheme provider in 2022-23, securing registration in September 2023. This will allow Council to derive additional benefits from its Class A recycled water.
- ✓ Council's release to land program for treated effluent in Cloncurry met all EA parameters in 2023-24.
- ✓ Council's Drinking Water Quality Management Plan, incorporating the Dajarra and Kajabbi schemes for the first time, was approved on 15 December 2022, paving the way for the dedication of Dajarra as a potable water scheme in November 2023.
- ✓ Council recorded zero water quality complaints for Cloncurry and Dajarra in 2023-24.
- ✓ Council's annual SWIM data (reporting on water and wastewater data) for 2023-24 was submitted in September 2024.
- ✓ Council completed weed harvesting activities and mechanical weed removal activities at Chinaman Creek Dam during November-December 2023.
- ✓ 3 x Mosquito fogging operations conducted in Cloncurry for FY 2023-24.



2024 COUNCIL COMMUNITY FORUM

Council hosted one of two annual Community Forums in May 2024 at Florence Clark Park.

Our Governance

Strategic Direction 5: Effective and Inclusive Governance

Council decision-making processes are efficient, effective, transparent, and inclusive. Decision making promotes and balances the long-term sustainability of our community, our environment, our assets, and our finances. As an organisation, we are committed to quality customer service and continuous improvement.

	<p>INVESTMENT PRIORITIES</p> <ul style="list-style-type: none"> Communication Tools Continuous Improvement System Training & Development 		<p>HOW OUR COMMUNITY ASSISTS</p> <ul style="list-style-type: none"> Supportive Engagement Timely Payments
	<p>KEY SERVICES</p> <p>Workplace, Health & Safety Human Resource Management Financial Services Information Technology Customer Service Governance Grant Management Property Management Business Improvement Disaster Management</p>		

Achievements and Highlights

- ✓ Council’s community engagement continued to feature Community Forums (x 2), monthly “Smoko with the Mayor”, as well as a number of project-based engagements with key stakeholder and advisory groups and the general public.
- ✓ Council reviewed and adopted 31 policies for the financial year including:
 - Policy and Procedure Framework
- ✓ Council completed two internal audits in the 2023-24 financial year, focusing on Customer Services Standards/Management and Cybersecurity.
- ✓ Improvement Plans derived from AMPs and Council’s DWQMP developed and incorporated into 2023-24 budget for all asset classes.
- ✓ Cloncurry Airport Masterplan completed.
- ✓ Masterplan initiated for JFP/Sport & Recreation Grounds.
- ✓ Council completed a detailed review of rates and charges in Q4 2023-24 to inform the 2024-25 budget utilising Mead Perry, long-term rates management consultants to Council.
- ✓ All 2023-24 rates levied in line with proposed schedules.
- ✓ Monthly Council meeting reports track rates revenue and arrears.
- ✓ Council successfully navigated the challenges of being down two Councillors through suspension (Dec 2022 - April 2024 for Cr Swalling and June 2023 - April 2024 for Cr Bidgood).
- ✓ Council’s insurance policies reviewed with substantial savings realised for FY 2023-24.

- ✓ Council's Local Disaster Management Plan and Emergency Action Plan for the Chinaman Creek Dam were reviewed in line with statutory requirements.
- ✓ Emergency Activation Plan for the Chinaman Creek Dam completed in November 2023.
- ✓ Council held a business continuity / disaster preparedness session in November 2023 for sustained loss of electricity in Cloncurry and Dajarra.
- ✓ Council completed its Comprehensive Risk Review of the Chinaman Creek Dam (with funding from QRA's QRRRF 2022-23 grant funding program). While scheduled for completion in 2022-23, additional concrete shear strength testing of the dam added significant time to this project, which was completed in March 2024.
- ✓ Corporate and Operational Risk Registers updated quarterly.
- ✓ Drinking Water Quality Management Plan updated and endorsed.

Statutory Requirements

The following information includes the legislative disclosure requirements of the *Local Government Act 2009* and related regulations for the 2023/24 Annual Report.

LOCAL GOVERNMENT ACT 2009

1.1 Beneficial Enterprises

In accordance with section 41 of the Local Government Act 2019, Council advises that it did not engage in any beneficial enterprises during the report period.

1.2 Significant Business Activities

A business activity is defined in Schedule 4 of the *Local Government Act 2009* as the 'trading in goods and services by the local government'.

In accordance with section 45(a) of the *Local Government Act 2009*, Council conducted the following business activities during the financial year:

- Curry Kids Early Learning Centre
- Cloncurry Airport
- Cloncurry Saleyards
- Waste Management
- Water and Sewerage Supply

However, in accordance with the threshold of expenditure and the methodology prescribed by section 19 and 20 of the Local Government Regulation, **none of the above activities satisfied the statutory threshold for classification as a significant business activity.**

In accordance with section 45(b) of the *Local Government Act 2009*, Council is required to state whether or not the competitive neutrality principle was applied to the significant business activities, and if the principle was not applied, the reason why it was not applied.

As Council has no significant business activities, the competitive neutrality principle was not applied.

In accordance with section 45(c) of the *Local Government Act 2009*, Council must state whether any of the significant business activities were not conducted in the preceding financial year, i.e. whether there are any new significant business activities.

Council did not undertake any significant business activities in 2023-2024 or the previous financial year.

1.3 Remuneration of Senior Management and Councillor Advisors

Section 201 requires the Annual Report to state the total of all remuneration packages that are payable to the senior management of the Local Government and the number of employees in

senior management who are being paid each band of remuneration (each band of remuneration is an increment of \$100,000).

Total Remuneration for these positions from 1 July 2023 to 30 June 2024 was \$986,989.

Salary Band	Number of Senior Management Employees
\$100,000 - \$200,000	3
\$200,000 - \$300,000	2

LOCAL GOVERNMENT REGULATION 2012

s183 Financial Statements

This Annual report contains the general-purpose Financial Statements for 2023-2024 which include the current-year financial sustainability statement for the Financial Year, audited by the Auditor-General, the long-term financial sustainability statement for the Financial Year and the Auditor-General's audit reports about the general purpose financial statement and the current-year financial sustainability statement as required under Section 183 of the Local Government Regulation 2012

Refer to relevant section in Financial Statements (from page 76 of this report).

s184 Community Financial Report

As presented starting on page 65 of this report.

s185 Particular Resolutions

Section 185 of the *Local Government Regulation 2012* requires the Annual Report to contain a copy of the resolutions made during the Financial Year under (a) Section 250 (1) Requirement to adopt expenses reimbursement policy or amendment, and a list of any resolutions made during the Financial Year under (b) Section 206 (2) Valuation of non-current physical assets.

a) Expenses Reimbursement Policy

RESOLUTION 88.2024	
Moved:	Cr Sam Daniels
Seconded:	Cr Greg Campbell
That Council adopts the draft Councillor Reimbursement of Expenses and Provision of Facilities Policy, COR 1001 v5, as presented.	
<u>In favour:</u>	Cr Greg Campbell, Cr Sam Daniels, Cr Vicky Campbell, Cr Nathan Keyes, Cr Jane McMillan, Cr George Muller
<u>Against:</u>	None
<u>Ineligible:</u>	None
<u>CARRIED</u>	

The current Councillor Reimbursement of Expenses and Provision of Facilities Policy was adopted by Council on 9 April 2024.

b) Valuation of non-current physical assets

No amendments were made to the Asset Capitalisation thresholds and remain as follows:

Each class of property, plant and equipment is stated at cost or fair value. Items of plant and equipment with a total value of less than \$5,000 and infrastructure assets and buildings with a total value of less than \$10,000 are expensed in the year of acquisition. All other items of property, plant and equipment are capitalised.

COUNCILLOR REMUNERATION

Under Section 186 (a), (b), (c) of the Local Government Regulation 2012 Council is required to report on details relating to the total remuneration, including superannuation contributions, paid to each Councillor during the Financial Year, the expenses incurred by, and the facilities provided to each Councillor during the Financial Year under Council’s Expenses Reimbursement Policy and the number of Local Government meetings that each Councillor attended during the Financial Year.

The table below outlines the remuneration received by Councillors in 2023-2024.

a) Councillor remuneration

Name	Remuneration	Superannuation
Cr Greg Campbell (Mayor)* **	\$111,285.96	Nil
Cr Sam Daniels (Deputy Mayor)* **	\$64,284.00	Nil
Cr Vicky Campbell* **	\$55,791.96	Nil
Cr Nathan Keyes* **	\$56,751.96	Nil
Cr George Muller*	\$13,947.99	Nil
Cr Jane McMillan*	\$13,947.99	Nil
Cr Janessa Bidgood**	\$27,595.98	Nil
Cr Dane Swalling**	\$27,595.98	Nil

Current as of 30 June 2024

*Current Elected Members (2024 – 2028)

**Previous Elected Members (2020 – 2024)

b) Expenses Reimbursement Policy

In accordance with section 186(1)(b) of the Local Government Regulation 2012, the total expenses incurred by, and the facilities provided to each Councillor during the financial year under the Council's Councillor Reimbursement of Expenses and Provision of Facilities Policy are as follows:

A copy of the Council's Councillor Expenses Reimbursement and Provision of Facilities Policy is available here:

- www.cloncurry.qld.gov.au/downloads/file/1881/councillor-reimbursement-of-expenses-and-provision-of-facilities-policy-cor-1001

Councillor Expenses and Facilities Schedule			
Name	Mobile devices/iPad	Phone Allowance*	Internet Allowance*
Cr Greg Campbell (Mayor)*	✓	\$900	\$0
Cr Sam Daniels (Deputy Mayor)	✓	\$600	\$0
Cr Vicky Campbell	✓	\$600	\$0
Cr Nathan Keyes		\$600	\$960
Cr George Muller	✓	\$150	\$0
Cr Jane McMillan	✓	\$150	\$0
Cr Dane Swalling**		\$0	\$0
Cr Janessa Bidgood**		\$0	\$0

Current as of 30 June 2024

Figures exclude GST. No Expenses were reimbursed to any Councillor.

*Only the Mayor is provided with a vehicle

**Suspended Councillors

Attendance at Council meetings – 1 July 2023 to 31 March 2024			
Name	Ordinary	Special	Total
Cr Greg Campbell (Mayor)	9	4	13
Cr Sam Daniels (Deputy Mayor)	9	4	13
Cr Vicky Campbell	9	4	13
Cr Nathan Keyes	9	4	13

Attendance at Council meetings – 1 July 2023 to 31 March 2024

Name	Ordinary	Special	Total
Cr Dane Swalling*	0	0	0
Cr Janessa Bidgood*	0	0	0

*Suspended Councillors

Attendance at Council meetings – 1 April 2024 to 30 June 2024

Name	Ordinary	Special	Total
Cr Greg Campbell (Mayor)	4	2	6
Cr Sam Daniels (Deputy Mayor)	4	2	6
Cr Vicky Campbell	4	2	6
Cr Nathan Keyes	4	2	6
Cr George Muller	4	2	6
Cr Jane McMillan	4	2	6

COUNCILLOR CONDUCT

The *Local Government Act 2009* (the Act) sets out the roles, responsibilities and obligations of Councillors. In accordance with reporting requirements, the table below outlines actions and outcomes relating to the conduct and performance of Councillors for the 2023-2024 financial year. The Code of Conduct Policy is incorporated into the induction process of new staff.

Section of Act	Type of order/complaint	No.
Section 150I(2)	Orders made by the chairperson about unsuitable meeting conduct	0
Section 150AH (1)	Orders made by Council that: (a) No action be taken against the Councillor; (b) An order be taken against the Councillor about inappropriate conduct.	0
Section 150AR(1)	Orders made by the conduct tribunal that: (a) No action be taken against the Councillors; (b) An order be taken against the Councillor about misconduct and connected inappropriate conduct.	1

Section of Act	Type of order/complaint	No.
About the sections mentioned above:	<ul style="list-style-type: none"> Name of each Councillors for whom a decision, order or recommendation under section 150I(2), 150AH(1) or 150 AR(1) of the LGA was made; A description of the unsuitable meeting conduct, inappropriate conduct or misconduct engaged in by each of the Councillors; and A summary of the decision, order or recommendation made for each Councillor. 	Refer table below
Section 150P(2)(a)	Complaints referred to the assessor under section 150P(2)(a) of the LGA by the local government, a councillor of the local government or the chief executive officer of the local government	0
Section 150P(3)	Matters about corrupt conduct of a Councillor (mentioned in section 150P(3) of the LGA) notified to the Crime and Corruption Commission	0
Section 150R(2)	Notices given to the assessor about Councillor misconduct (under section 150R(2) of the LGA)	0
Section 150R(2)(a)	Notices given to the assessor about Councillor misconduct (under section 150R(2) of the LGA). <i>Discipline Councillor on 3 occasions within 1 year or Councillor has engaged in the same conduct again</i>	0
Section 150W(1)(a)	Decision made by the assessor to dismiss the complaint about the conduct under section 150X.	0
Section 150W(1)(b)	Decision made by the assessor to refer the suspected inappropriate conduct to Council to deal with.	0
Section 150W(1)(e)	Decision made by the assessor to take no further action in relation to the conduct under section 150Y	0
Section 150AC(3)(a)	Referral notice accompanied by a recommendation about how Council may investigate or deal with the conduct – conduct should be referred to another entity for consideration	0
Section 150AF(4)(a)	Occasions where Council is investigating inappropriate conduct, information was given to the assessor for further investigation under Division 4	0
Chapter 5A, Part 3, Division 5	Occasions where Council asked another entity to investigate the suspected inappropriate conduct of a Councillor	0
Chapter 5A, Part 3, Division 6	Applications heard by the conduct tribunal about whether a Councillor engaged in misconduct or inappropriate conduct.	0

Councillor Name	Mayor Greg Campbell
Summary of Complaint	<p><i>Allegation One</i></p> <p>It is alleged that on or around 20 December 2016, Councillor Gregory Campbell, a Councillor and Mayor of Cloncurry Shire Council, engaged in misconduct as defined in section 176(3)(b)(ii) of the Local Government Act 2009 in that his conduct involved a breach of trust placed in the councillor in that his conduct was inconsistent with the local government principles in section 4(2)(a) 'transparent and effective processes, and decision-making in the public interest' and section 4(2)(e) 'ethical and legal behaviour of councillors and local government employees'.</p> <p><i>Allegation Two</i></p> <p>It is alleged that on 28 November 2017, Councillor Gregory Campbell, a councillor and Mayor of Cloncurry Shire Council, engaged in misconduct as defined in section 176(3)(b)(ii) of the Local Government Act 2009, in that his conduct involved a breach of the trust placed in the councillor in that his conduct was inconsistent with the local government principles in section 4(2)(a) 'transparent and effective processes, and decision-making in the public interest' and section 4(2)(e) 'ethical and legal behaviour of councillors and local government employees'.</p>
Decision Summary	The Tribunal orders, in respect of Allegations 1 and 2, that the Councillor must (within 90 days of the Councillor's receipt of this decision and reasons) attend training or counselling, at his expense, to address the councillor's conduct in accordance with section 150AR(1)(b)(iii) of the Act.

s187 Administrative action complaints

Under Section 187 (1) the Annual Report must contain a statement about the Local Government's commitment to dealing fairly with administrative action complaints; and a statement about how the Local Government has implemented its complaints management process (CMP), including an assessment of the Local Government's performance in resolving complaints under the process.

Cloncurry Shire Council acknowledges the right of customers to provide feedback, both positive and negative, on the services it provides and the decisions it makes. It also understands that there are occasions when people may wish to lodge a complaint. Our Council will deal with complaints fairly, promptly and professionally and is committed to building the capacity of staff to effectively manage complaints in an environment of continuous improvement. Council adopted its Administrative Actions Complaints Management Policy in October 2019 which established a complaints process that ensures compliance with the provisions of the Local Government Act 2009 and Regulation. This Policy aims to achieve an effective and transparent method of responding to complaints regarding Council services, administrative actions and competitive neutrality.

Section 187 (2) of the *Local Government Regulation 2012* requires Council to report the particulars of:

- a. The number of the following during the Financial Year:

- i. Administrative action complaints (AAC) made to the local government;
 - ii. Administrative action complaints resolved by the Local Government under the complaints management process;
 - iii. Administrative action complaints not resolved by the Local Government under the complaints management process; and
- b. The number of administrative action complaints made under paragraph (a) (iii)

Item	No.
Number of AACs made to Council in 2023/24	3
Number of AACs resolved by Council under the CMP in 2023/24	3
Number of AACs not resolved by Council under the CMP in 2023/24	0
Number of AACs made and not resolved by Council under the CMP in the previous financial year	0

s188 Overseas Travel undertaken by Councillors or Employees

Section 188 of the *Local Government Regulation 2012* requires Council to report on overseas travel made by a Councillor or Council employee in an official capacity during the Financial Year.

No overseas travel was taken by any Councillors or employees on behalf of the Cloncurry Shire Council in the year ending 30 June 2024.

s189 Grants or Discretionary Funds to Community Organisations

In accordance with Section 195 of the *Local Government Regulation 2012*, Council has an established Community Grants Policy.

Council is required under Section 189 of the *Local Government Regulation 2012* to provide a summary of the expenditure for the Financial Year on grants to community organisations and from each Councillor's discretionary funds.

Council provides assistance to community organisations by way of donations, sponsorship or the provision of in-kind support.

Total expenditure incurred on assistance to community organisations by Cloncurry Shire Council during the year ended 30 June 2024 was \$338,686.

Pursuant to section 189(2) of the Local Government Regulation 2012, there were no discretionary fund expenditure by Councillors for community organisations in 2023-2024.

Community Donations and Sponsorships

Community Organisation	Donation (\$) excluding GST	Community Organisation	Donation (\$) excluding GST
Flinders Medical Centre (FMC) Rental	\$102,000	Phillip Booth	\$2,000
FMC Provision of vehicle	\$10,000	Tyler Williams	\$2,000
Cloncurry State School Chaplaincy	\$30,000	Cloncurry State School	\$2,000
Cloncurry Show Society	\$25,000	Cloncurry NAIDOC Committee	\$1,594
Cloncurry Stockman's Challenge & Campdraft Association	\$9,000	Cloncurry and District Canine Club -Venue Fee Waiver	\$2,009
Cloncurry Stockman's Challenge & Campdraft Association	\$16,000	Cloncurry ATRA	\$1,177
Curry Merry Muster Committee	\$25,000	Cloncurry Touch Association	\$1,132
Branches Performing Arts	\$22,745	Cloncurry Soccer Club	\$1,132
Quamby Allsports Association	\$15,000	Mitakoodi Corporation	\$1,000
Cloncurry and District Historical	\$14,198	Daniel Carstairs	\$1,000
QCWA - Rental	\$12,215	Zaine Morris	\$1,000
Channel Pilates- Venue Fee Waiver	\$9,477	Kayla Cluff	\$1,000
Dajarra Sports Club Rodeo	\$5,000	Cade Ferguson - Special	\$1,000
St Joseph's Catholic School	\$5,000	Caleb Condren - Special	\$1,000
Community Organisation	Donation (\$) excluding GST	Community Organisation	Donation (\$) excluding GST
Cloncurry Fish Stocking Group	\$5,000	NAIDOC Committee Careers	\$945
Mount Isa Landcare	\$4,999	Matthew Mabuhay - Special	\$770
Cloncurry State School P & C	\$3,857	Cloncurry Quilters Club	\$682
Dajarra State School Camp	\$2,000	MMG Dugald River	\$332
Curry Heat Boxing Club	\$227	Cloncurry State School Bursary	\$100
Cloncurry and District Show Society- venue fee waiver	\$95		
Total	\$338,686		

All figures are rounded to the nearest dollar.

CONCESSIONS TO RATEPAYERS FOR 2023-2024

Concessions from General Rates		
ASSESSMENT NO.	OWNER NAME	PROPERTY ADDRESS
A1	Cloncurry Pony Club	Zingari Road Cloncurry
A12	Cloncurry Golf & Sports Club Inc.	Sir Hudson Fysh Drive Cloncurry
A188	Roman Catholic Trust Corporation for the Diocese of Townsville	20 Sheaffe Street Cloncurry QLD 4824
A364	Trustees of the Returned Services League of Australia	15 Scarr Street Cloncurry
A382	Cloncurry Christian Church	38 Ramsay Street Cloncurry
A386	Roman Catholic Trust Corporation for the Diocese of Townsville	44 Ramsay Street Cloncurry
A388	The Trustees Cloncurry Bowling Club	52 Ramsay Street Cloncurry
A460	The Uniting Church in Australia Property Trust – Cloncurry (QLD)	19 Meldrum Street Cloncurry
A2055	Mitakoodi Juhnjar Aboriginal Land Trust as TTE	Landsborough Street Cloncurry
A863	Reserve for Strategic Land Management The State of Queensland (Represented by Department of Natural Resources, Mining & Energy)	73 Uhr Street Cnr Cloncurry
A907	Corporation of the Synod Diocese of Nth Qld	94 Uhr Street Cloncurry
A944	Cloncurry Kindergarten Association Inc.	31 Seymour Street Cloncurry
A1207	Roman Catholic Trust Corporation for Diocese of Townsville	8 Matheson Street Dajarra
A1226	Dajarra Sports Club	Luck Street Dajarra

Concessions from General Rates

ASSESSMENT NO.	OWNER NAME	PROPERTY ADDRESS
A1257	The Uniting Church in Australia Property Trust (QLD)	McKellar Street Duchess
A2130	Airservices Australia	Sir Hudson Fysh Drive, Cloncurry
A2391	North West QLD Water Pipeline P/L	New Zingari Road Cloncurry
A2392	North West QLD Pipeline P/L	New Zingari Road Cloncurry
A2501	Cloncurry Gun Club	Hensley Drive, Cloncurry
Various	State of Queensland	State owned facilities, land, dwellings
Various	Cloncurry Shire Council	Council facilities, land, dwellings

Assessments Exempt from General Rates & Utility Charges

ASSESSMENT NO.	OWNER NAME	PROPERTY ADDRESS
A953	The Scout Association of Australia Queensland Branch	9 Seymour Street Cloncurry

s190 Other Contents

The annual report for a Financial Year must contain the following information:

A	The Chief Executive Officer's assessment of the local government's progress towards implementing its 5-year corporate plan and annual operational plan;	Refer page 14-21
B	Particulars of other issues relevant to making an informed assessment of the local government's operations and performance in the Financial Year; <ul style="list-style-type: none">• Message from CEO	Pages 7-11 Page 65

	<ul style="list-style-type: none"> Community Financial Report 	
C	An annual operations report for each commercial business unit;	Not applicable
D	<p>Details of any action taken for, and expenditure on, a service, facility, or activity;</p> <p>(i) Supplied by another Local Government under an agreement for conducting a joint government activity; and</p> <p>(ii) For which the Local Government levied special rates or charges for the Financial Year;</p>	<p>Nil</p> <p>Pages 55-61</p>
E	The number of invitations to change tenders under section 228(7) during the Financial Year;	Page 61
F	A list of the registers kept by the local government;	Page 61
G	A summary of all concessions for rates and charges granted by the local government;	Page 62
H	The report on the internal audit for the Financial Year;	Page 64
I	A summary of investigation notices given in the Financial Year under section 49 for competitive neutrality complaints;	Nil
J	The local government's responses in the Financial Year on the QCA's recommendations on any competitive neutrality complaints under section 52(3).	Nil

s190 (c) Annual Operations Report for each Commercial Business Unit

Council has no commercial business units to report on.

s190 (d) (i) Arrangements and Contracts with other Local Governments

Council has no matters to report under this section.

s190 (d) (ii) Details of any action taken for, and expenditure on, a service, facility or activity for which the Local Government levied special rates or charges for the Financial Year

PALMER STREET CLONCURRY

In accordance with s92 of the Local Government Act 2009 and s94 of the Local Government Regulation 2012 Council resolved to levy the following special charge on the rateable land identified below given the special benefit to such land, in accordance with and as set out in the Overall Plan adopted at Council's budget meeting for the 2011/12 financial year.

In relation to the rateable land described as Lot 5 RP743006, located at 19 Palmer Street, assessment A781, Council resolved at the budget meeting for 2011/12 that the old pump station be removed, and a new pump station and fence installed. The total cost of these works was \$46,350. Council will continue to undertake maintenance to such works.

Given that the work required specially benefited such land, Council commencing in the 2011/12 financial year has levied a special charge on land at 19 Palmer Street Cloncurry being Assessment No. A781 to recover the costs incurred by Council to remove and install the new facility.

OVERALL PLAN

In relation to the rateable land described as Lot 5 RP743006, located at 19 Palmer Street, assessment A781, the special facility provided by Council is the removal of the old pump station and the installation of a new pump station and fence. The total cost of these works was \$46,350 and Council will continue to undertake maintenance to such works.

The Special Charge shall be \$3,978.75 to be levied annually for a period of 20 years until 2030/31 so that Council may recover the cost of providing this facility. This will cover the initial capital costs incurred by Council to remove and install the new pump station, interest charges and redemption costs to service such capital outlay by Council. Council does and will continue to own and operate this pump station at its cost. If this facility in the future services more than this property, Council shall amend the special charge in accordance with the changed circumstances and the costs still to be recovered will be apportioned across all benefitted rateable lots.

ANNUAL IMPLEMENTATION PLAN

In relation to the rateable land described as Lot 5 RP743006, located at 19 Palmer Street, assessment A781 - Special Charge of \$3,978.75 to be levied annually for a period of 20 years starting from the 2011/12 financial year as set out in the 2011/12 Revenue Statement. The final Special Charge will be levied in the 2030/31 financial year.

This Annual Implementation Plan for the 2023/24 financial year comprises continuation of the recovery of the costs of the capital outlay, interest charges and redemption costs identified in the Overall Plan.

MINE ACCESS ROADS SPECIAL CHARGE – DUCHESS/PHOSPHATE/TREKELANO

On 29 August 2001 Council resolved to levy a special charge pursuant to *s971 of the Local Government Act 1993* and to adopt an Overall Plan with respect to the following:

- Mining Lease 90068 (bearing Assessment No. A1554); and
- Mining Lease 5543, 5551 and 5556 (bearing Assessment No. A1604).

Council now intends to amend that Overall Plan pursuant to *s94(9) of the Local Government Regulation 2012* and to adopt an Annual Implementation Plan pursuant to *s94(6) of the Local Government Regulation 2012* for the 2023/24 financial year.

The above Mining Leases will be referred to in this Overall Plan as amended collectively as the "Rateable Land".

The Rateable Land is rateable land pursuant to section 93 of the *Local Government Act 2009*.

AMENDMENT TO OVERALL PLAN

Council intends to amend the Overall Plan as set out below for the ongoing maintenance of the Duchess/Phosphate/Trekellano Road ("the Road") pursuant to *s94(2)(b) of the Local Government Regulation 2012*.

SERVICE, FACILITY OR ACTIVITY

The tenement holders of the Rateable Land use the Road in association with their activities on the Rateable Land.

The service, facility or activity provided by Council under this special charge is increased maintenance to the Road, including bitumen seal application.

The Road is approximately 53 kilometres in length and is approximately six (6) metres wide along its entire length.

The use that the tenement holders make of the Rateable Land means that the tenement holders specially contribute to the need for greater than usual maintenance of the Road.

The tenement holders also specially benefit from the ongoing additional maintenance undertaken by Council as this includes more frequent application of bitumen seals than would normally be required for average usage of the Road over the term of the Mining Leases.

Council will undertake the additional annual maintenance of the Road which will include bitumen seal applications on the Road approximately every 9 years or sooner as required giving consideration to the damage caused to and impact on the roads as a result of use of the Road by the tenement holders over the term of the Mining Leases.

ESTIMATED COST FOR CARRYING OUT OVERALL PLAN AS AMENDED

The estimated cost of carrying out the amended Overall Plan is \$2,086,875.

Council has considered the likely impacts of all Mining Leases and has decided to allocate the cost outlined above in the following way:

- Assessment No. A1554: to pay 60% of the overall cost.
- Assessment No. A1604: to pay 40% of the overall cost.

Council reserves the right to conduct a market review every 3 years of this estimated cost in its discretion and should the estimated cost change as a result of any such market review, Council shall further amend this Overall Plan pursuant to *s94(9)(a) of the Local Government Regulation 2012*.

The above amount has been estimated in reliance on engineering advice to Council and based on past expenditure to maintain similar roads for a similar purpose within the Cloncurry Shire local government area.

AMENDED OVERALL PLAN

Activity	Annual Allowance (\$)
Description of service	
Bitumen Reseal of Duchess/ Phosphate/ Trekelano Road total kilometres - 53 @ forecast cost of \$39,375 per km in 2024-25	
Total cost of work	\$ 2,086,875
Bitumen Reseal (annual allowance for reseal in eight years, commencing 2016-17 – per annum up to and including 2024-25)	\$231,875
Total for 2023-24	\$231,875

ESTIMATED TIME FOR CARRYING OUT THE OVERALL PLAN AS AMENDED

The estimated time for carrying out the Overall Plan as amended is 8 years commencing in 2016/17.

ANNUAL IMPLEMENTATION PLAN

Council intends to adopt the Annual Implementation Plan for the 2023-24 financial year as follows, pursuant to s94(6) of the Local Government Regulation 2012.

The expected cost of the Annual Implementation Plan for each year of the Overall Plan as amended is set out in the following table:

Work required	Expected cost of work in 2021-22 financial year
<i>Maintenance activities, being local bitumen seal application and crack sealing, bitumen seal application as required as pavement surface deteriorates, and additional works incidental to same which are required because the activities of the tenement holders on the Rateable Land specifically contributes to the additional costs incurred by Council to undertake the maintenance of the Road.</i>	\$231,875

The costs to implement the Annual Implementation Plan will be allocated as follows:

- Assessment No. A1554: to pay 60% of the overall Annual Implementation Plan cost.
- Assessment No. A1604: to pay 40% of the overall Annual Implementation Plan cost.

Pursuant to s95 of the Local Government Regulation 2012, Council shall carry any unspent special charges forward to a later financial year, should there be surplus funds after the annual implementation plan for each year of the Overall Plan (as amended) is carried out.

Year	Assessment	A1604	A1554	Total
	Annual Allocation	40%	60%	
1	2016/17	\$92,750	\$139,125	\$231,875
2	2017/18	\$92,750	\$139,125	\$231,875
3	2018/19	\$92,750	\$139,125	\$231,875
4	2019/20	\$92,750	\$139,125	\$231,875
5	2020/21	\$92,750	\$139,125	\$231,875
6	2021/22	\$92,750	\$139,125	\$231,875
7	2022/23	\$92,750	\$139,125	\$231,875
8	2023/24	\$92,750	\$139,125	\$231,875
9	2024-25	\$92,750	\$139,125	\$231,875

CORELLA PARK ROAD SPECIAL CHARGE

On 4 July 2023, Council resolved pursuant to section 94 of the Local Government Act 2009 and section 94 of the Local Government Regulation 2012, to adopt an Overall Plan for the Corella Park Road. The Overall Plan includes a Special Charge on all rateable land to which the Overall Plan applies as a contribution toward resealing part of Corella Park Road in the 2023-24 financial year.

Corella Park Road is utilised by the operator of Mining Lease 90177, Mining Lease 90188 and Mining Lease 90219, which are contained on Assessment Number A2319 (“Assessment A2319”), as well as pastoral lessee holders. It is used by limited other traffic.

As a result of the traffic associated with the use of Assessment A2319, Council is exposed to an increased maintenance burden in respect of Corella Park Road. Council has obtained a quotation to reseal Corella Park Road in the 2023-24 financial year, in the sum of \$296,604.00. This work is ‘the Reseal Works’ and includes:

- resealing approximately seven kilometres of Corella Park Road;
- mobilisation costs, traffic control, seal design and materials;

SERVICE, FACILITY OR ACTIVITY

Traffic associated with Assessment A2319 is accelerating the need for Council to carry out maintenance work on Corella Park Road, including the Reseal Work.

It is also the case that if the Reseal Work is not carried out, traffic associated with Assessment A2319, and other traffic, may not be able to safely use Corella Park Road.

In the circumstances above, and having regard to section 92(3) of the *Local Government Act 2009*, the Reseal Work is a service, facility or activity that has a special association with particular land, being Assessment A2319, because:

- Assessment A2319 and the occupier of Assessment A2319 specially benefits from the Reseal Work; and, further or alternatively
- Assessment A2319 is, and will be, used in a way that specially contributes to the need for the Reseal Work; and, further or alternatively
- The occupier of Assessment A2319 specially contributes to the need for the service, facility or activity.

Council has obtained an assessment from engineering firm ARO Engineering Pty Ltd (“Engineering Assessment”). The Engineering Assessment indicates that the activities associated with Assessment A2319 contributes to the overall maintenance cost for Corella Park Road, in the proportion of 72% of the total maintenance cost.

RATEABLE LAND TO WHICH THE CORELLA PARK ROAD SPECIAL CHARGE APPLIES

The rateable land to which the Corella Park Road Special Charge applies, and the applicable Special Charge, is set out in Table 1 below:

TABLE 1	
CORELLA PARK ROAD SPECIAL CHARGE	
RATEABLE LAND	SPECIAL CHARGE
Assessment A2319, being Mining Lease 90177, Mining Lease 90188 and Mining Lease 90219	\$213,554.88

OVERALL PLAN

The Overall Plan for the Corella Park Road Special Charge, which was adopted on 4 July 2023, is as follows:

1. The service, facility or activity for which the Overall Plan is made is to carry out a reseal of approximately 7km of the Corella Park Road in the 2023-24 financial year (“Reseal Work”);
2. The rateable land to which the Special Charge applies is Assessment A2319, being Mining Lease 90177, Mining Lease 90188 and Mining Lease 90219

3. The estimated cost of carrying out the Overall Plan is \$296,604.00. The Special Charge is proposed to reflect the amount that is 72% of this amount.
4. The estimated time for carrying out the Overall Plan is 6 months. In any event, the Reseal Work will be completed before 30 June 2024.

s190 (1)(e) Invitations to Tenderer's to change their Tender

There were no instances during 2023/24 financial year where persons who had submitted a tender to Council were invited to change their tenders.

s190 (1)(f) Registers and Public Documents

The following registers and publications are held by Council and are available for viewing by members of the public on request; charges may be applicable for copies:

- *Register of Interests – Councillors and their Related Persons*
- *Register of Interests – Chief Executive Officer and Senior Executive Employees*
- *Register of Councillor Conduct*
- *Register of Contact with Lobbyists*
- *Register of Roads*
- *Register of Regulatory Fees and Charges*
- *Register of Cost-Recovery fees*
- *Asset Register*
- *Register of Delegations*
- *Local Laws Register*
- *Policy Register*
- *Contracts and Leases Register*
- *Grants Register*
- *Land Records*

Other information available to the public can be downloaded electronically from www.cloncurry.qld.gov.au

- *Minutes of Ordinary and Special Meetings*
- *Corporate Plan*
- *Operational Plan*
- *Annual Budget*
- *Annual Report / Financial Statements*

s190 (1)(g) Summary of all concessions for rates and charges granted by the local government

Refer below.

The Revenue Statement was adopted at the Special Meeting held on 4 July 2023.

RESOLUTION 190.2023

Moved: Cr Greg Campbell
Seconded: Cr Sam Daniels

1. Revenue Statement

That Council, pursuant to sections 169(2)9b) and 172 of the Local Government Regulation 2012, adopts the Revenue Statement for 2023-2024 as set out in Attachment1 – Revenue Statement 2023-2024.

6. Concessions, Discounts and Payment

a. Pensioner Rates Concessions

That Council resolves, pursuant to sections 120, 121 and 122 of the Local Government Regulation 2012, to allow a concession of 20% of the general rate (to a maximum of \$200 per annum) to all ratepayers who are pensioners and who are eligible for the State Government Pensioner Rate Subsidy Scheme.

b. Not for Profit Concessions

That Council resolves, pursuant to sections 120, 121 and 122 of the Local Government Regulation 2012, to allow concessions on general rates and on general rates and utilities for Not for Profit organisations as set out in Attachment 1 – Cloncurry Shire Council Revenue Statement 2023-24 (pages 28-29).

c. Prompt Payment Discount

That Council resolves, pursuant to section 130 of the Local Government Regulation 2012, that the differential general rates made and levied shall be subject to a discount of the fixed amount of 10% if paid within the discount period of 31 days of the date of issue of the rate notice provided that:

- i. all of the aforementioned rates and charges are paid within 31 days of the date of issue of the rate notice
- ii. all other rates and charges appearing on the rate notice (that are not subject to a discount) are paid within 31 days after the date of issue of the rate notice; and
- iii. all other overdue rates and charges relating to the rateable assessment are paid within 31 days of the date of issue of the rate notice.

In favour: Cr Greg Campbell, Cr Sam Daniels, Cr Vicky Campbell, Cr Nathan Keyes

Against: None

Ineligible: None

CARRIED

REBATE OF RATES TO PENSIONERS (AS PER REVENUE STATEMENT)

At Council's discretion a rebate of **20%** (but to a maximum dollar amount of \$200 per annum) of the gross rates and charges levied may be granted to aged, widowed, invalid or other pensioners who are eligible to receive the State Government Pensioner Rate Subsidy. This rebate/concession complements the subsidy that is offered under the State Government's Pensioner Rate Subsidy Scheme.

CONCESSION FROM GENERAL RATES (AS PER REVENUE STATEMENT)

Council will upon written application consider the remission of whole or part of the general rate levied upon entities or organisations who meet the criteria detailed in Section 120 of the *Local Government Regulation 2012*.

s190 (h) Report on the internal audit for the Financial Year

The internal audit engagements for Cloncurry Shire Council for the 2023-24 financial years were as specified in the Internal Audit Plan developed by Council prior to the engagement of the Internal Auditors. The internal Audit Plan addressed two areas – Customer Service Standards and Cybersecurity. Progress reports were prepared and presented to the Audit and Risk Committee.

Council's Internal Audit complies with Queensland Government legislative requirements for the conduct of internal auditing.

s190 (i) A summary of investigation notices given in the financial year under section 49 for competitive neutrality complaints

Competitive Neutrality requires Council to operate on a level playing field with the private sector. No investigation notices relating to competitive neutrality complaints were issued by the Queensland Competition Authority during the reporting period. Consequently, no reportable recommendations were made by the completion authority in relation to a competitive neutrality complaint.

Community Financial Report

Section 184 of the *Local Government Regulation 2012* requires Council to prepare a Community Financial Report which summarises Council’s financial performance and position for the reporting period 1 July 2023 to 30 June 2024.

The purpose of the Community Financial Report is to reduce the complexity of the formal reporting to present the same information in a format that is less technical and easily understood by members of the community.

To obtain a full appreciation of the Council’s overall financial performance and financial position, the Community Financial Report should be read in conjunction with the Audited Annual Financial Statements (refer Annexure A) for the period 1 July 2023 to 30 June 2024.

A SNAPSHOT OF THE FINANCIAL YEAR 2023-2024

Cloncurry Shire Council has had a respectable 2023-2024 financial year.

The operating result for 2023-2024 was a deficit of \$9,641,788, resulting from the delay in receipt of the prepayment of the Australian Government’s Financial Assistance Grant of \$8,981,461 relating to 2024/25.

However, with a positive Capital Surplus of \$11,023,551, The Net Result reported for 2023/24 equals \$1,381,763.

Total fixed assets increased by \$36,849,750 following the completion and capitalisation of various capital projects and desktop revaluation. The details follow on this report under Capital Expenditure.

Cash reserves as at 30 June 2024 are \$16,211,932, a decrease of \$8,470,467 from the previous year. Had the Financial Assistance Grant been paid in 2023-24, this would have resulted in an increase of \$0.51m on the previous year (as opposed to an \$8.47m decrease).

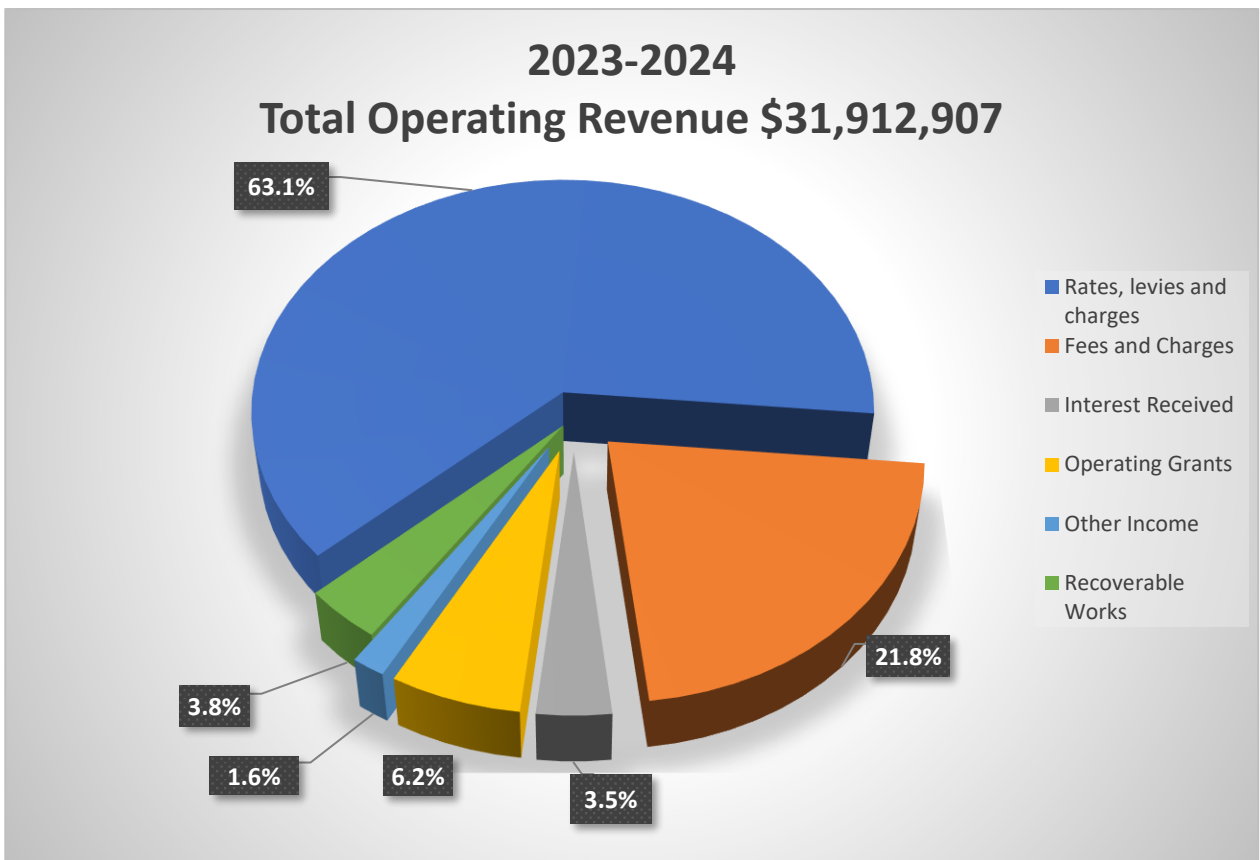
Below is a summary of Cloncurry Shire Council’s financial statements (Operating) for the year ended 30 June 2024.

Comprehensive Income 2023-2024		
	2023-2024	2022-2023
Operating Revenue	31,912,907	41,521,004
Operating Expenses	(41,554,695)	(39,682,680)
Operating Surplus/(Deficit)	(9,641,788)	1,838,324
Capital Income	30,961,833	14,525,940
Capital Expenses	(19,938,282)	(10,026,966)
Capital Surplus	11,023,551	4,498,974

Comprehensive Income 2023-2024			
	Net Result	1,381,763	6,337,298
Increase in Asset Revaluation Reserve		17,900,834	11,642,756
Total comprehensive income		19,282,597	17,980,054

REVENUE – WHERE DID THE MONEY COME FROM?

Council received \$31,912,907 in Recurrent revenue and other income for the 2023-2024 financial year.



Rates, Levies and Charges

Revenue from rates and charges contributed 63.1% of Council's revenue. This includes the levy for general rates, as well as charges for the provision of the water, sewer and refuse collection. The total amount received from rates, levies and charges was \$20,142,163. Council has continued to maintain a minimum overall increase in residential rates charges in the 2023-2024 financial years.

Average increases in residential rates for the last 10 years are as follows:

Year	2015	2016	2017	2018	2019	2020	2021	2022	2023	2024
Increase	11.6%	4.8%	6.6%	4.2%	4.7%	3.9%	3.7%	3.8%	4.0%	3.8%

Fees and Charges

This includes revenue from Council owned businesses such as the Saleyards, Airport, Curry Kids Childcare Centre and Council functions where fees are charged for services such as development applications, service connection fees, venue hire fees, airport usage fees and various registration fees. The total amount received from fees and charges was \$6,948,505 for 2023-2024. This was 21.8% of total operating revenue.

Interest Received

Council earned \$1,129,771 in interest representing 3.5% of operating revenue in the 2023-2024 financial year.

Operating Grants and Subsidies

Revenue sourced from grants and subsidies totalled \$1,981,522 or 6.2% of total operating revenue. Grants and subsidies flow to Council from various entities including State and Federal Governments. The Federal Government Grants Commission Financial Assistance Grant of \$330,284 was recognised as operating income in the 2023-2024 financial year. Over a number of financial years, the Grants Commission financial assistance grant has been prepaid to Council by the Federal Government out of future year allocations which has a significant impact on Councils' operating results. Because these grants are untied, this revenue must be recognised upon receipt in the income year in which they are received. For the year ended 30 June 2024, \$7,269,471 of 2023-2024 Grants Commission financial assistance grants allocation was recognised as income in the year ended 30 June 2023. The receipt of the untied grant for the last four years has varied from the annual allocation as shown in the table below:

	Cash Payment Received	Annual Allocation		Difference
2020-2021	\$5,477,002	\$4,693,235	+	\$783,767
2021-2022	\$7,945,691	\$4,910,109	+	\$3,035,582
2022-2023	\$9,243,561	\$5,978,527	+	\$3,265,034
2023-2024	\$261,154	\$7,530,625	-	\$7,269,471

Other Income

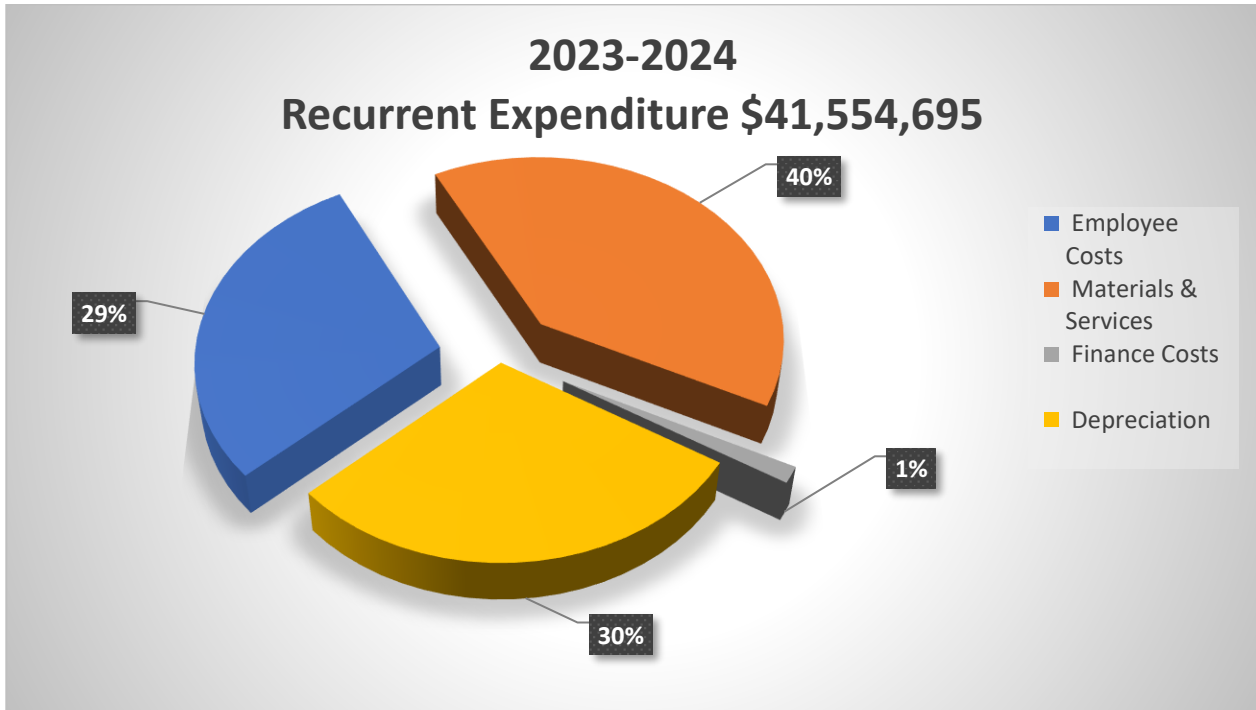
Consists of revenue from rental and lease income from Council owned and maintained properties. This revenue stream includes St Andrews Garden Settlement, Council staff housing and commercial leasing arrangements. The amount totalled \$509,001.

Recoverable works

A secondary source of income for Council is sales and recoverable works totalling \$1,201,4945.

EXPENSES – WHERE WAS THE MONEY SPENT?

Council's total operating expenditure for the 2023-2024 financial year was \$41,554,695.



Employee Costs

Employee benefits are the third largest cost to Council. For the year ended 30 June 2024 these costs totalled \$12,115,090 which consists of staff wages and salaries, leave entitlements and superannuation.

Materials and Services

Material and services costs are the largest expense item for Council. For the year ended 30 June 2024 these costs totalled \$16,525,574; an increase of \$1,276,247 (8.4%) attributable to the increase in costs for maintaining critical Council infrastructure.

Finance Costs

To take advantage of the lower rates, and at the invitation of the Queensland Treasury Corporation, Council refinanced all five of its' loans in 2020-2021, reducing the loan interest rate from an average 6.3% to 2.3%. Council's annual interest repayments totalled \$267,457 in 2023-2024.

Depreciation

Depreciation is an accounting expense based on spreading the cost of an asset over its useful life to account for its decline in value. Useful lives will vary depending on the type and age of an asset and how well the asset is maintained. As depreciation costs are applied against the majority of assets it forms the largest non-cash cost to Council. For the year ended 30 June 2024 depreciation costs totalled \$12,320,779, a decrease of \$840,995 from the previous year.

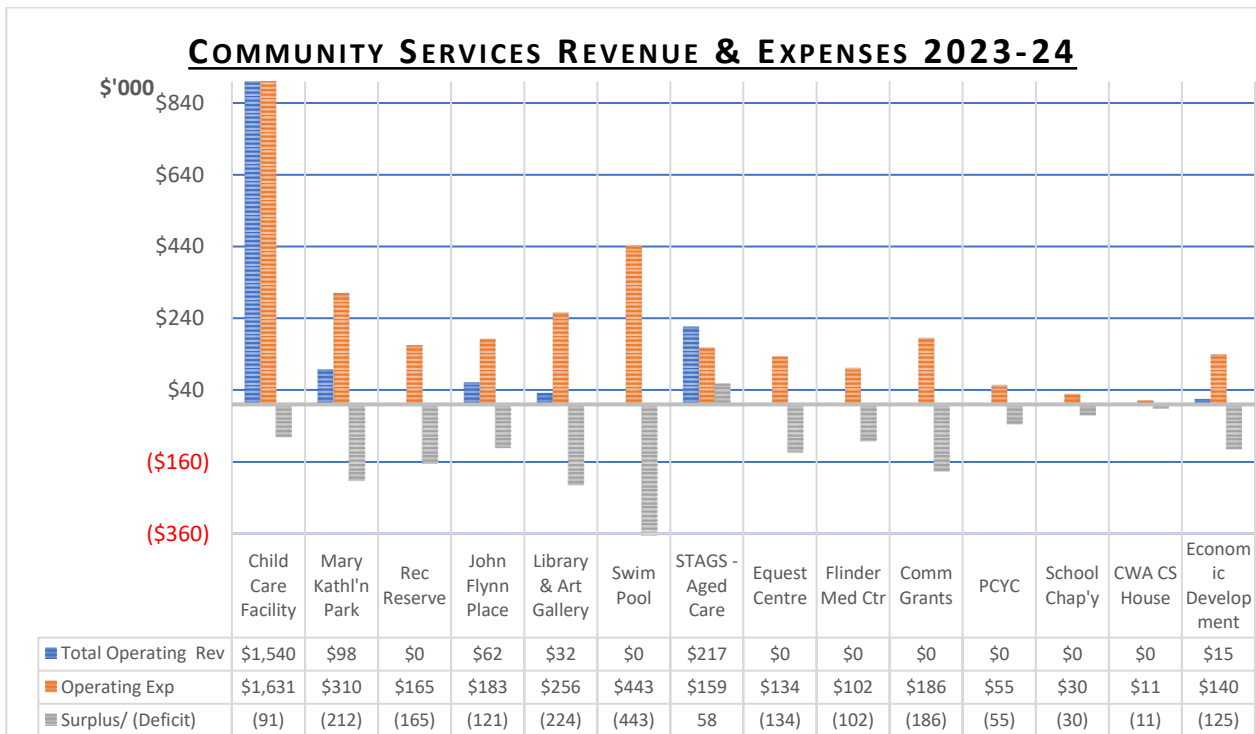
Services to Community

Council has delivered a wide range of services to the community under several community development programs run and administered by the Community Development Department.

The total cost of these services amounts to \$4.6 million partially funded by grants, subsidies and other self-generating revenues (e.g. ticket sales) to the value of \$2.3 million. In order to carry out these initiatives that will directly benefit the Cloncurry Shire Community, the Council has contributed the remaining \$2.3 million from its own funds.

The services delivered to the community under these programs promote positive community, health, educational and recreational outcomes in line with the key strategic directive of our family friendly Shire and supportive community outlined in the Corporate Plan 2021-2026.

Financial outcomes relating to these programs are shown in the following graph.



Capital Expenditure

Roads

In 2023-2024 Council's capital expenditure totalled \$36,798,628 out of which capital works worth \$24,768,301 have been completed. This includes DRFA Flood damage repairs totalling \$12,593,137.

Major DRFA works completed are summarised below.

Details	Amount (\$)	Details	Amount (\$)
Burnham Road	748,472	East Leichhardt Road	316,881
Malbon – Selwyn Rd	831,098	Fountain Springs Road	660,442
Selwyn-Chatsworth Road	163,437	Phosphate Dajarra Road	497,084
Selwyn – Toolebuc Road	1,029,272	Carsland Road	345,008
Toolebuc – McKinlay Road	478,714	Corella Park Road	362,932
Antion Downs Road	311,412	Dobbyn Road	1,614,470
Boomara Road	254,456	Kajabbi – Kamilaroi Road	548,543
Granada – Boomara Road	652,263	White Hills Road	484,232
Zingari Road	532,120	East Leichardt Road	316,881
Chatsworth – Phosphate Road	849,059		

Other road works totalling \$ 2,236,377 were also completed during 2023-24. This included: Corella Park Road - \$962,687, Alice Street intersection - \$406,615, Saleyards Entrance - \$ 386,541, Henry & Transmission Streets - \$ 261,516 and Fred McKay Road and Birtwell Street - \$ 101,986, Miles and Dutton Streets - \$117,032.

Further Council has successfully completed Chinaman Creek Dam Path Stage 2 at a cost of \$3.785 million. The Stage 2 dam path stretches 4.439 km's from the intersection of Isley and Daintree Street to Chinaman Creek Dam. In addition, Council also reconstructed the footpath between Scarr Street and Daintree Street at a cost of \$220,250.

Water

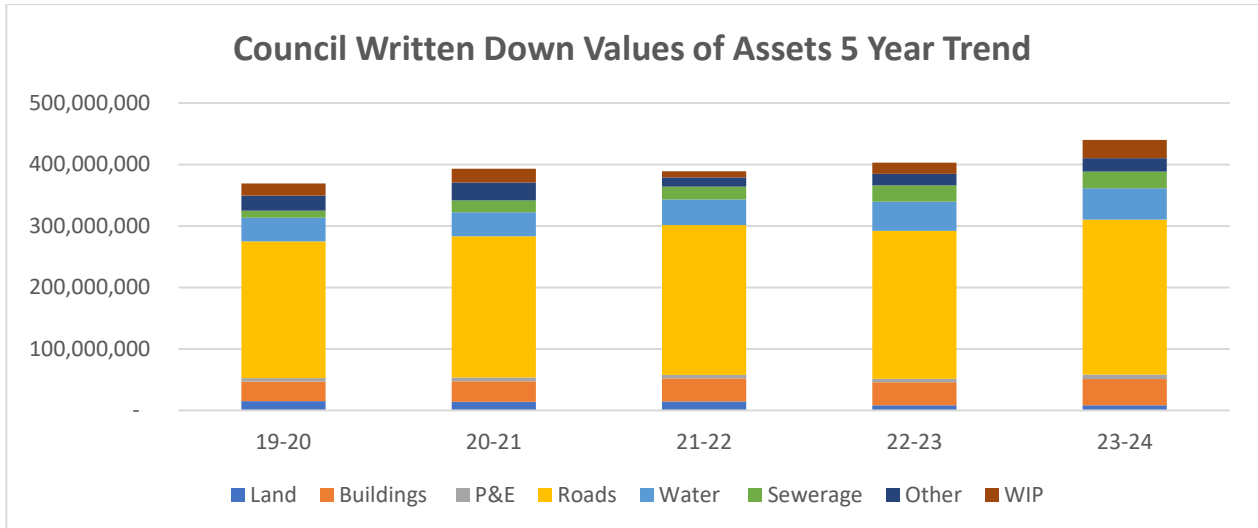
Among capital works on water infrastructure, Council conducted major upgrades and expansion works on Main River wells costing around \$2 million. The works involved upgrading Main Well and 2 bores, drilling 4 new bores, de-commissioning 4 old ones and replacing some pipes in the network.

Other Structures

Major projects on Other Structures include 3 Grandstands, 1 portable Grandstand and connecting footpaths at Eddie Lee Fields (\$894,191), CCTV Upgrades and Replacements at multiple locations (\$452,270), a new Weighbridge at Saleyards (\$371,489), a mobile Grandstand at Dajarra Sports Ground (\$187,650) and Automated Irrigation Systems at various locations (\$257,444).

Council invested \$818,187 on replacement and expansion of its Plant and Machinery items used on various projects and sites.

Council conducted a desktop revaluation of assets (excluding Plant & Equipment) that increased total carrying value of the assets by \$ 17.901 million.

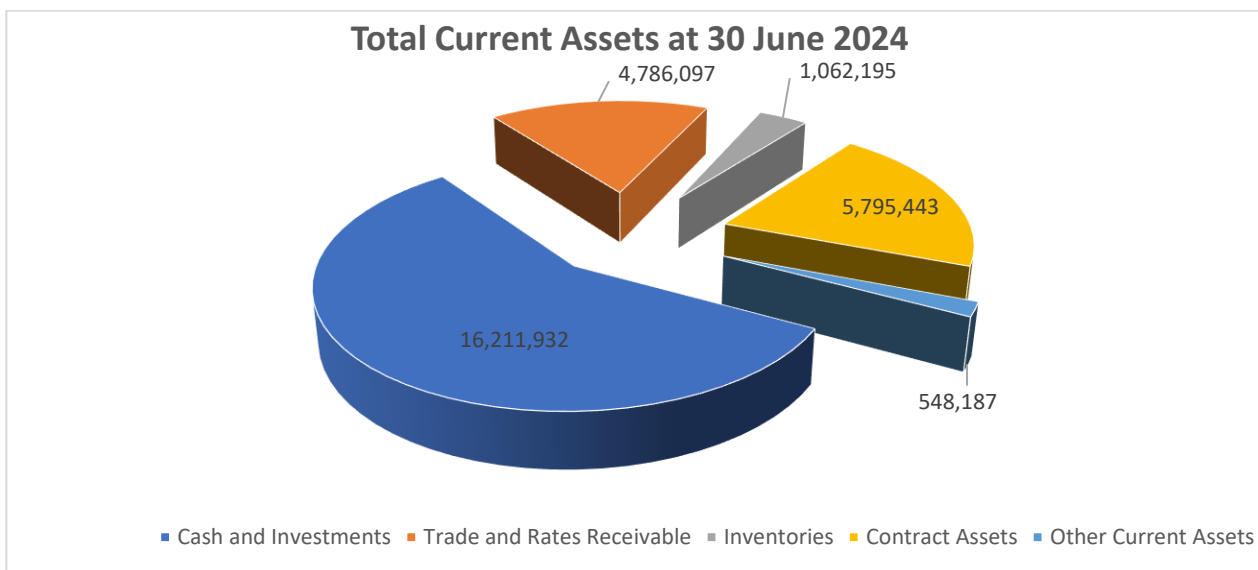


ASSETS - WHAT WE OWN?

Community Assets comprise physical and non-physical assets and include cash, trade and other receivables, land, buildings, machinery, water, sewerage and road infrastructure.

For the year ended 30 June 2024 the value of Council’s assets was \$468,306,258 of which \$28,403,854 accounts for current assets (cash, receivables, inventory and etc.) and \$439,902,404 non-current assets (Council’s service delivery infrastructure).

Contract assets totalling \$5,795,443 are also included in Current Assets and represents the amount receivable in grants which is equal to the amount of eligible costs expended on funded projects less grants received to 30 June 2024.



LIABILITIES - WHAT WE OWE?

Community Liabilities are comprised of borrowings, monies owed to suppliers and provisions to meet employee entitlements such as long service leave and annual leave.

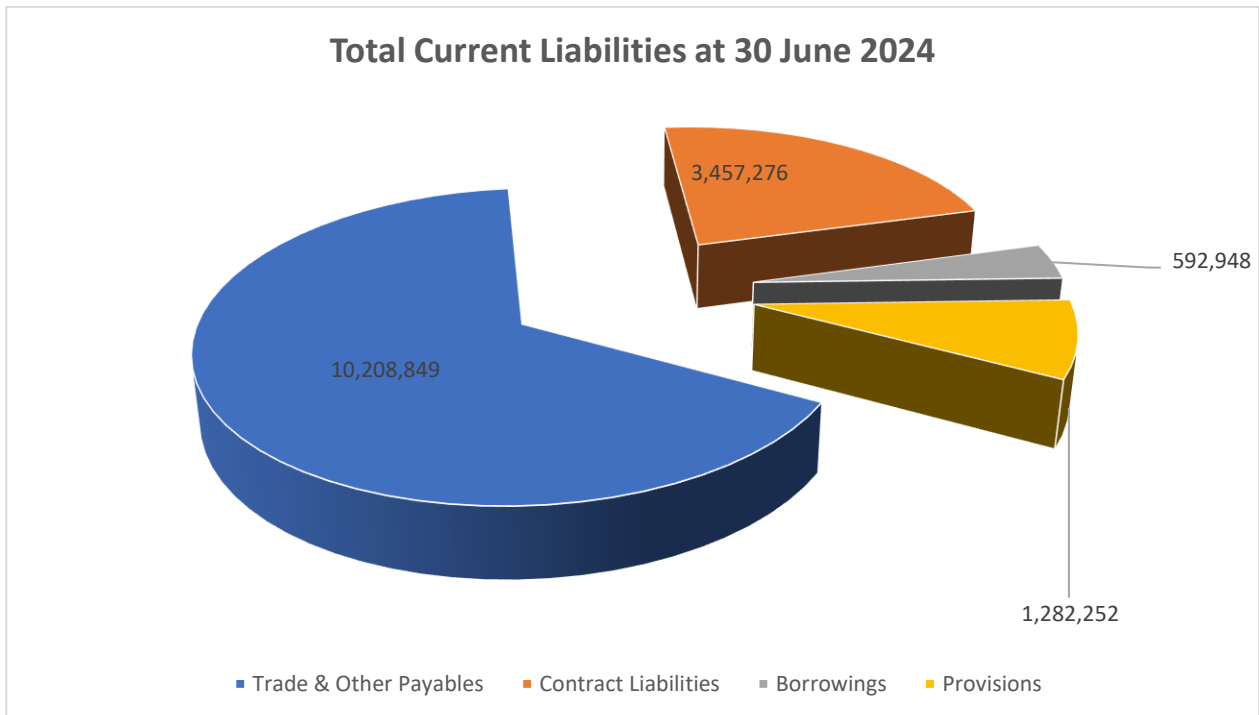
For the year ended 30 June 2024 liabilities totalled \$34,241,881 which are split into:

Current liabilities

\$15,541,325 which include \$10,208,849 in payables to suppliers, \$592,948 in loans payable in the next financial year, \$1,282,252 in employee entitlements and \$3,457,276 in contract liabilities which are grants received in advance where eligible expenditure has yet to fulfill contractual obligations under funding agreements.

Non-current liabilities

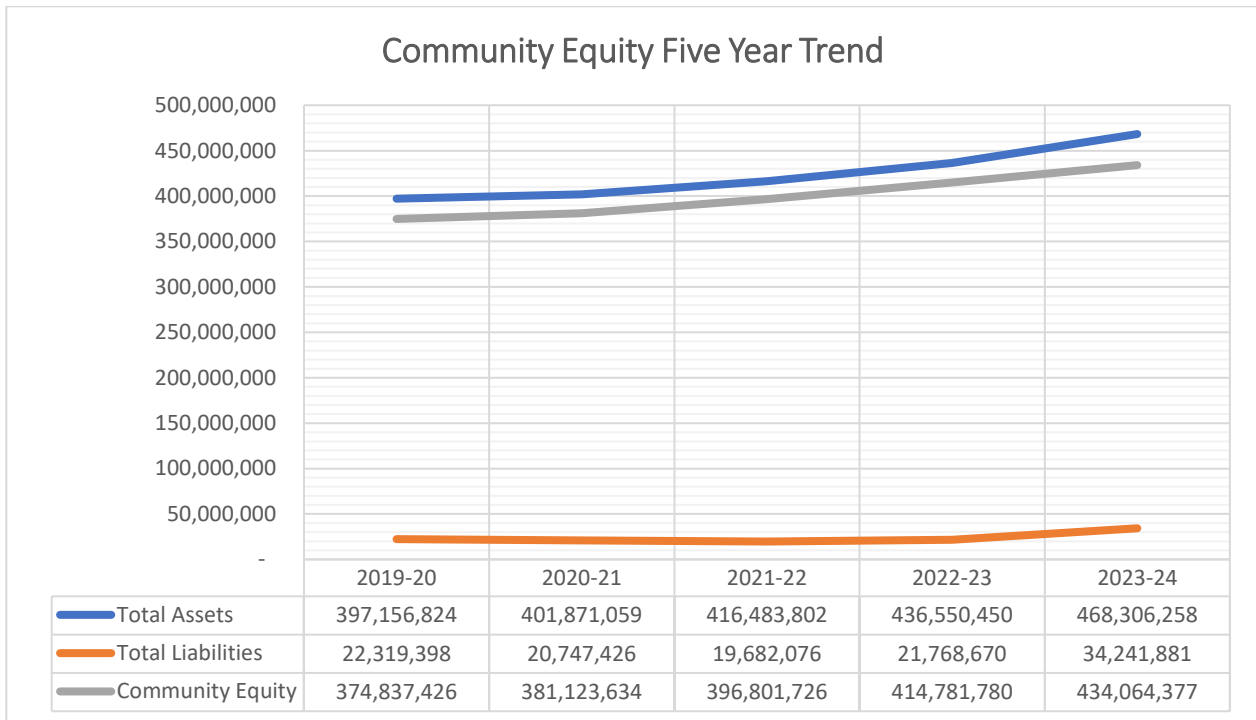
\$18,700,556 include the balance of Council's loans payable as at 30 June 2024, provisions for gravel pits and refuse rehabilitation, and employees long service leave entitlements.



COMMUNITY EQUITY – COUNCIL’S NET WORTH

Council’s community equity is defined as its net worth – what we own less what we owe.

Cloncurry Shire Council’s community equity as at 30 June 2024 was \$434,064,377 which includes an asset revaluation surplus of \$156,455,081.



MEASURES OF FINANCIAL SUSTAINABILITY

The Audited Financial Statements support this Community Financial Report - refer to Annexure A. With a cash balance of \$16,211,932 on 30 June 2024, Council demonstrates a strong financial position and by maintaining low levels of serviceable debt, a major portion of its revenue has been channelled towards maintaining day-to-day operations and investing in the Shire’s infrastructure.

Cloncurry Shire Council will continue its commitment to sound financial management through long term financial planning to ensure its ongoing financial sustainability.

Financial Sustainability Ratios

Indicator	2023-24 Ratio	Target	Description
Liquidity			
Unrestricted cash expense coverage ratio	4.5 months	Greater than 4 months	The unrestricted cash expense cover ratio is an indicator of the unconstrained liquidity available to Council to meet ongoing and emergent financial demands, which is a key component to solvency. It represents the number of months Council can continue operating based on current monthly expenses. This ratio indicates that Council has

Indicator	2023-24 Ratio	Target	Description
			sufficient liquidity to continue operating based on current monthly expenses.
Operating surplus ratio	-30.21%	Greater than 0%	The operating surplus ratio is an indicator of the extent to which operating revenues generated cover operational expenses. Any operating surplus would be available for capital funding or other purposes. The Operating Surplus Ratio would have been in range had the FA Grant prepayment been received in 2023-24. Council anticipates it will return to surplus next financial year.
Asset Sustainability			
Asset sustainability ratio	218.28%	Greater than 90%	The asset sustainability ratio approximates the extent to which the infrastructure assets managed by a council are being replaced as they reach the end of their useful lives. In the current and previous financial years, a significant component of Council's infrastructure renewals are funded via DRFA arrangements which increases the ratio. Council regularly reviews its capital program to ensure that service levels are maintained and renewal of assets is optimised.
Asset consumption ratio	71.43%	Greater than 60%	The asset consumption ratio approximates the extent to which Council's infrastructure assets have been consumed compared to what it would cost to build a new asset with the same benefit to the community. Council is currently exceeding the required target.
Debt Servicing Capacity			
Leverage ratio	3.9 times	0 to 3 times	The leverage ratio is an indicator of Council's ability to repay its existing debt. It measures the relative size of Council's debt to its operating performance. This ratio is outside target requirements. The Leverage Ratio would have been in range had the FA Grant prepayment been received in 2023-24.
Financial Capacity			
Council controlled revenue	84.89%	NA	Council controlled revenue is an indicator of a council's financial flexibility, ability to influence its operating income, and capacity to respond to unexpected financial shocks.

Indicator	2023-24 Ratio	Target	Description
Population growth	2.29%	NA	Population growth is a key driver of Council's operating income, service needs, and infrastructure requirements into the future.

Cloncurry Shire Council

GENERAL PURPOSE FINANCIAL STATEMENTS
for the year ended 30 June 2024

Cloncurry Shire Council

General Purpose Financial Statements

for the year ended 30 June 2024

Contents	Page
Primary Financial Statements	
Statement of Comprehensive Income	3
Statement of Financial Position	4
Statement of Changes in Equity	5
Statement of Cash Flows	6
Notes to the Financial Statements	
1 Information about these financial statements	7
2 Analysis of results by function	9
3 Revenue	11
4 Interest and other income	14
5 Employee benefits	14
6 Materials and services	15
7 Finance costs	15
8 Capital expenses	16
9 Cash and cash equivalents	16
10 Receivables	17
11 Inventories	18
12 Other assets	19
13 Property, plant and equipment	20
14 Contract balances	26
15 Leases	27
16 Payables	28
17 Borrowings	29
18 Provisions	29
19 Asset revaluation surplus	31
20 Commitments for expenditure	32
21 Contingent liabilities	32
22 Superannuation	33
23 Reconciliation of net result for the year to net cash inflow/(outflow) from operating activities	33
24 Reconciliation of liabilities arising from finance activities	34
25 Events after the reporting period	34
26 Financial instruments and financial risk management	35
27 Trust funds	37
28 Transactions with related parties	37
Management Certificate	40
Independent Auditor's Report	41

Cloncurry Shire Council

General Purpose Financial Statements

for the year ended 30 June 2024

Contents	Page
Current Year Financial Sustainability Statement	44
Audited ratios	
Certificate of Accuracy - Current Year Financial Sustainability Statement (audited ratios)	46
Independent Auditor's Report - Current Year Financial Sustainability Statement	47
Contextual ratios	
Certificate of Accuracy - Current Year Financial Sustainability Statement Contextual Ratios (unaudited)	51
Unaudited Long Term Financial Sustainability Statement	52
Certificate of Accuracy - Long Term Financial Sustainability Statement	55

Cloncurry Shire Council

Statement of Comprehensive Income

for the year ended 30 June 2024

	Notes	2024 \$	2023 \$
Income			
Revenue			
Recurrent revenue			
Rates, levies and charges	3a	20,142,163	18,399,645
Fees and charges	3b	6,948,505	6,172,300
Sales revenue	3c	1,201,945	1,293,426
Grants, subsidies and contributions	3d(i)	1,981,522	14,241,849
Total recurrent revenue		30,274,135	40,107,220
Capital revenue			
Grants, subsidies and contributions	3d(ii)	30,961,833	14,525,940
Total capital revenue		30,961,833	14,525,940
Other income			
Rental income	15	509,001	508,888
Interest received	4	1,129,771	904,896
Total other income		1,638,772	1,413,784
Total income		62,874,740	56,046,944
Expenses			
Recurrent expenses			
Employee benefits	5	12,115,090	10,996,303
Materials and services	6	16,525,574	14,891,419
Finance costs	7	593,252	277,514
Depreciation:			
Depreciation of property, plant and equipment	13	12,320,779	13,161,774
Total recurrent expenses		41,554,695	39,327,010
Other expenses			
Capital expenses	8	19,938,282	10,382,636
Total other expenses		19,938,282	10,382,636
Total expenses		61,492,977	49,709,646
Operating result		1,381,763	6,337,298
Net result		1,381,763	6,337,298
Other comprehensive income			
Amounts which will not be reclassified subsequently to the operating result			
Increase/(decrease) in asset revaluation surplus	19	17,900,834	11,642,756
Total other comprehensive income for the year		17,900,834	11,642,756
Total comprehensive income for the year		19,282,597	17,980,054

The above statement should be read in conjunction with the accompanying notes and Accounting Policies.

Cloncurry Shire Council

Statement of Financial Position

as at 30 June 2024

	Notes	2024 \$	2023 \$
Assets			
Current assets			
Cash and cash equivalents	9	16,211,932	24,682,399
Receivables	10	4,786,097	4,109,374
Inventories	11	1,062,195	1,205,183
Contract assets	14(a)	5,795,443	2,887,084
Other financial assets	12	548,187	613,756
Total current assets		28,403,854	33,497,796
Non-current assets			
Property, plant and equipment	13	439,902,404	403,052,654
Total non-current assets		439,902,404	403,052,654
Total Assets		468,306,258	436,550,450
Liabilities			
Current liabilities			
Payables	16	10,208,849	5,739,846
Contract liabilities	14(b)	3,457,276	1,745,564
Borrowings	17	592,948	637,681
Provisions	18	1,282,252	1,210,933
Total current liabilities		15,541,325	9,334,024
Non-current liabilities			
Borrowings	17	10,935,774	11,528,722
Provisions	18	7,764,782	905,924
Total non-current liabilities		18,700,556	12,434,646
Total Liabilities		34,241,881	21,768,670
Net Community Assets		434,064,377	414,781,780
Community Equity			
Asset revaluation surplus	19	156,455,081	138,554,247
Retained surplus		277,609,296	276,227,533
Total Community Equity		434,064,377	414,781,780

The above statement should be read in conjunction with the accompanying notes and Accounting Policies.

Cloncurry Shire Council

Statement of Changes in Equity for the year ended 30 June 2024

	Notes	Asset revaluation surplus \$	Retained surplus \$	Total equity \$
Balance as at 1 July 2023		138,554,247	276,227,533	414,781,780
Net result		–	1,381,763	1,381,763
Other comprehensive income for the year				
- Increase/(decrease) in asset revaluation surplus	19	17,900,834	–	17,900,834
Other comprehensive income		17,900,834	–	17,900,834
Total comprehensive income for the year		17,900,834	1,381,763	19,282,597
Balance as at 30 June 2024		156,455,081	277,609,296	434,064,377
Balance as at 1 July 2022		126,911,491	269,890,235	396,801,726
Net result		–	6,337,298	6,337,298
Other comprehensive income for the year				
- Increase/(decrease) in asset revaluation surplus	19	11,642,756	–	11,642,756
Other comprehensive income		11,642,756	–	11,642,756
Total comprehensive income for the year		11,642,756	6,337,298	17,980,054
Balance as at 30 June 2023		138,554,247	276,227,533	414,781,780

The above statement should be read in conjunction with the accompanying notes and Accounting Policies.

Cloncurry Shire Council

Statement of Cash Flows

for the year ended 30 June 2024

	Notes	2024 \$	2023 \$
Cash flows from operating activities			
Receipts from customers		27,364,996	28,326,517
Payments to suppliers and employees		(23,783,417)	(24,738,477)
		<u>3,581,579</u>	<u>3,588,040</u>
Receipts			
Interest received		1,124,384	861,172
Rental income		509,001	508,888
Non capital grants and contributions		1,982,202	14,667,954
Payments			
Borrowing costs		(321,395)	(371,836)
Net cash inflow/(outflow) from operating activities	23	<u>6,875,771</u>	<u>19,254,218</u>
Cash flows from investing activities			
Receipts			
Proceeds from sale of property, plant and equipment		95,744	55,000
Grants, subsidies, contributions and donations		21,994,327	12,808,512
Payments			
Payments for property, plant and equipment		(36,798,628)	(27,822,570)
Net cash inflow/(outflow) from investing activities		<u>(14,708,557)</u>	<u>(14,959,058)</u>
Cash flows from financing activities			
Payments			
Repayment of borrowings	24	(637,681)	(788,841)
Net cash flow inflow/(outflow) from financing activities		<u>(637,681)</u>	<u>(788,841)</u>
Net increase/(decrease) in cash and cash equivalents held		<u>(8,470,467)</u>	<u>3,506,319</u>
Cash and cash equivalents at the beginning of the financial year		24,682,399	21,176,080
Cash and cash equivalents at the end of the financial year	9	<u>16,211,932</u>	<u>24,682,399</u>

The above statement should be read in conjunction with the accompanying notes and Accounting Policies.

Cloncurry Shire Council

Notes to the Financial Statements

for the year ended 30 June 2024

Note 1. Information about these financial statements

(a) Basis of preparation

Cloncurry Shire Council ('Council') is constituted under the Queensland *Local Government Act 2009* and is domiciled in Australia.

These general purpose financial statements are for the period 1 July 2023 to 30 June 2024. They are prepared in compliance with the requirements of the *Local Government Act 2009* and the *Local Government Regulation 2012*.

These financial statements have been prepared under the historical cost convention except for the revaluation of certain classes of property, plant and equipment and investment property.

Council is a not-for-profit entity for financial reporting purposes and these financial statements comply with Australian Accounting Standards and Interpretations as applicable to not-for-profit entities.

(b) New and revised Accounting Standards adopted during the year

Cloncurry Shire Council adopted all standards which became mandatorily effective for annual reporting periods beginning on 1 July 2023. None of the standards had a material impact on reported position, performance, or cash flows.

(c) Standards issued by the AASB not yet effective

The AASB has issued Australian Accounting Standards and Interpretations which are not effective at 30 June 2024, these standards have not been adopted by Council and will be included in the financial statements on their effective date. Where the standard is expected to have a significant impact for Council then further information has been provided in this note.

The following list identifies all the new and amended Australian Accounting Standards, and Interpretation, that were issued but not yet effective at the time of compiling these statements that could be applicable to Council.

Effective for annual reporting periods beginning on or after 1 January 2024

- AASB 2020-1 *Amendments to Australian Accounting Standards - Classification of Liabilities as Current or Non-Current* and associated standards (amended by AASB 2021-6 and AASB 2022-6 *Amendments to Australian Accounting Standards – Non-current Liabilities with Covenants*)
- AASB 2022-5 *Amendments to Australian Accounting Standards – Lease Liability in a Sale and Leaseback*
- AASB 2022-10 *Amendments to Australian Accounting Standards- Fair Value Measurement of Non-Financial Assets of Not-for-Profit Public Sector Entities*
 - The amendment may result in changes to the fair value of non-financial assets. The impact is yet to be quantified.
- AASB 2023-1 *Amendments to Australian Accounting Standards – Supplier Finance Arrangements*

Effective for annual reporting periods beginning on or after 1 January 2025

- AASB 2023-5 *Amendments to Australian Accounting Standards – Lack of Exchangeability*
- AASB 2014-10 *Sale or Contribution of Assets between an Investor and its Associate or Joint Venture* (amended by AASB 2015-10, AASB 2017-5 and AASB 2022-7)

Effective for annual reporting periods beginning on or after 1 January 2026 for public sector

- AASB 17 *Insurance Contracts* (amended by AASB 2020-5, AASB 2022-1, AASB 2022-8 and AASB 2022-9 *Insurance Contracts in the Public Sector*)

(d) Estimates and judgements

Council makes a number of judgments, estimates and assumptions in preparing these financial statements. These are based on the best information available to Council at the time, however due to the passage of time, these assumptions may change and therefore the recorded balances may not reflect the final outcomes. The significant judgements, estimates and assumptions relate to the following items and specific information is provided in the relevant note:

- Revenue recognition - Note 3
- Valuation and depreciation of property, plant and equipment - Note 13
- Provisions - Note 18
- Contingent liabilities - Note 21

Cloncurry Shire Council

Notes to the Financial Statements

for the year ended 30 June 2024

Note 1. Information about these financial statements (continued)

(e) Rounding and comparatives

The financial statements are denominated in Australian Dollars and have been rounded to the nearest \$1.

(f) Volunteer services

Council has a range of activities and events that happen within the community and as such receives volunteer services provided by individuals and organisations. None of these volunteer activities have ever been considered a subject of purchase, so that the fair value of the services provided cannot be reliably measured. An exhaustive search for these volunteer actions would need to be performed to reach some measure of fair value.

For staff who have contributed their time to community events, Council adopted a Community Event Support Policy COR1039 in June 2020, that allows for up to two days paid leave per calendar year for volunteer staff to assist at an approved event. The leave is available from special leave and does not impact upon an employee's accrued leave entitlements. The impact is measured and reported in the statement of comprehensive income at employee benefits.

(g) Taxation

Council is exempt from Federal Income Tax. Council is however subject to Fringe Benefits Tax and Goods and Services Tax ('GST') and payroll tax on certain activities. The net amount of GST recoverable from the Australian Taxation Office ('ATO') or payable to the ATO is shown as an asset or liability respectively.

(h) Financial assets and financial liabilities

Council recognises a financial asset or a financial liability in its Statement of Financial Position when, and only when, Council becomes a party to the contractual provisions of the instrument.

Cloncurry Shire Council has categorised and measured the financial assets and financial liabilities held at balance date as follows:

Financial assets

Cash and cash equivalents - Note 9

Receivables - measured at amortised cost - Note 10

Financial liabilities

Payables - measured at amortised cost - Note 16

Borrowings - measured at amortised cost - Note 17

Financial assets and financial liabilities are presented separately from each other, and offsetting has not been applied.

Cloncurry Shire Council does not recognise financial assets or financial liabilities at fair value in the Statement of Financial Position.

All other disclosures relating to the measurement and financial risk management of financial instruments are included in Note 26.

Cloncurry Shire Council

Notes to the Financial Statements

for the year ended 30 June 2024

Note 2. Analysis of results by function

(a) Analysis of results by function – component descriptions

The activities relating to the Council's components reported in Note 2(b) are as follows:

Corporate governance

The objective of corporate governance is for Council to be open, accountable, transparent and deliver value for money community outcomes. This function includes strategic and operational planning, risk management, legal and administrative support. The Mayor, Councillors and Chief Executive Officer are included in corporate governance.

Finance and information

Finance and information provides professional finance and information services across all of Council. This function includes budget support, financial and management accounting, internal audit, policies and procedures, records, staff management including human resources and payroll, workplace health and safety, and information technology services. The goal of this function is to provide accurate, timely and appropriate information to support sound decision making and meet statutory requirements.

Community services

The goal of community services is to ensure Cloncurry Shire is a healthy, vibrant, contemporary and connected community. Community services provides well managed and maintained community facilities, and ensures the effective delivery of cultural and recreational services.

This function includes:

- Childcare services;
- Libraries;
- Entertainment venues.

Planning and development

This function facilitates the Shire's growth and prosperity through well planned and quality development. The objective of planning and development is to ensure the Shire is well designed, efficient and facilitates growth yet also preserves the character and natural environment of the Shire. This function includes activities and services related to town, neighbourhood and regional planning, and management of development approval processes.

Transport infrastructure

The objective of the transport infrastructure program is to ensure the community is serviced by a high quality and effective road network. The function provides and maintains transport infrastructure, including the maintenance and provision of the drainage network.

Waste management

The goal of this function is to protect and support our community and natural environment by sustainably managing refuse. The function provides refuse collection and disposal services.

Water infrastructure

The goal of this program is to support a healthy, safe community through sustainable water services. Includes all activities relating to water including flood and waterways management.

Sewerage infrastructure

This function protects and supports the health of our community by sustainably managing sewerage infrastructure.

Cloncurry Shire Council

Notes to the Financial Statements

for the year ended 30 June 2024

Note 2. Analysis of results by function (continued)

(b) Analysis of results by function

Functions	Gross program income		Capital grants	Total income	Gross program expenses		Capital	Total expenses	Net result from recurring operations	Net result	Total assets
	Recurring grants	Recurring other			Recurring	Capital					
	\$	\$	\$	\$	\$	\$	\$	\$	\$	\$	\$
2024											
Corporate governance	—	4,956	6,361,496	6,366,452	(2,408,280)	—	(2,408,280)	(2,403,324)	3,956,172	5,417,716	
Finance and information	333,006	17,151,612	—	17,484,618	(6,152,439)	(19,938,282)	(26,090,721)	11,332,179	(8,606,103)	22,275,170	
Community services	1,343,181	858,914	—	2,202,095	(4,898,380)	—	(4,898,380)	(2,696,285)	(2,696,285)	11,094,509	
Planning and development	82,996	58,656	—	141,652	(1,010,007)	—	(1,010,007)	(868,355)	(868,355)	2,272,133	
Transport infrastructure	222,339	6,377,135	24,600,337	31,199,811	(20,306,001)	—	(20,306,001)	(13,706,527)	10,893,810	317,692,063	
Waste management	—	1,085,108	—	1,085,108	(1,011,758)	—	(1,011,758)	73,350	73,350	17,127,116	
Water infrastructure	—	3,246,063	—	3,246,063	(4,242,783)	—	(4,242,783)	(996,720)	(996,720)	61,888,617	
Sewerage infrastructure	—	1,148,941	—	1,148,941	(1,525,047)	—	(1,525,047)	(376,106)	(376,106)	30,538,934	
Total	1,981,522	29,931,385	30,961,833	62,874,740	(41,554,695)	(19,938,282)	(61,492,977)	(9,641,788)	1,381,763	468,306,258	
2023											
Corporate governance	47,756	4,499	7,026,028	7,078,283	(2,174,282)	—	(2,174,282)	(2,122,027)	4,904,001	5,222,365	
Finance and information	9,267,818	15,251,548	—	24,519,366	(5,688,083)	(10,382,636)	(16,050,719)	18,851,283	8,468,647	23,482,616	
Community services	1,144,204	805,134	—	1,949,338	(4,152,561)	—	(4,152,561)	(2,203,223)	(2,203,223)	10,278,135	
Planning and development	17,059	67,125	—	84,184	(594,276)	—	(594,276)	(510,092)	(510,092)	1,427,380	
Transport infrastructure	3,765,012	5,854,530	7,499,912	17,119,454	(20,184,117)	—	(20,184,117)	(10,564,575)	(3,064,663)	304,010,308	
Waste management	—	1,005,819	—	1,005,819	(1,304,427)	—	(1,304,427)	(298,608)	(298,608)	3,133,077	
Water infrastructure	—	3,185,243	—	3,185,243	(3,903,004)	—	(3,903,004)	(717,761)	(717,761)	59,346,642	
Sewerage infrastructure	—	1,105,257	—	1,105,257	(1,346,260)	—	(1,346,260)	(241,003)	(241,003)	29,649,927	
Total	14,241,849	27,279,155	14,525,940	56,046,944	(39,327,010)	(10,382,636)	(49,709,646)	2,193,994	6,337,298	436,550,450	

Cloncurry Shire Council

Notes to the Financial Statements

for the year ended 30 June 2024

Note 3. Revenue

	2024	2023
	\$	\$
(a) Rates, levies and charges		
Rates, levies and charges are recognised as revenue when Council obtains control over the assets comprising these receipts which is the beginning of the rating period to which they relate.		
Prepaid rates are recognised as a financial liability until the beginning of the rating period.		
General rates	15,876,737	14,256,977
Separate rates	231,875	231,875
Water consumption	3,195,220	3,114,061
Sewerage	1,144,975	1,102,880
Waste management	1,016,076	975,526
Total rates and utility charge revenue	21,464,883	19,681,319
Less: discounts	(1,310,720)	(1,269,436)
Less: pensioner remissions	(12,000)	(12,238)
Total rates, levies and charges	20,142,163	18,399,645

(b) Fees and charges

Revenue arising from fees and charges are recognised at the point in time, when the performance obligation is completed and the customer receives the benefit of the services being provided.

The performance obligation relates to the specific services which are provided to the customers and generally the payment terms are within 30 days of the provision of the service or in some cases, the customer is required to pay on arrival. There is no material obligation for Council in relation to refunds or returns.

Licences granted by Council are all either short-term or low value and all revenue from licences is recognised at the time the licence is granted rather than over the term of the licence.

Revenue from infringements is recognised on issue of the infringement notice.

	2024	2023
	\$	\$
Building and development fees	33,336	45,092
Infringements	2,348	1,829
Licences and registrations	22,972	20,204
Airport fees and charges	4,948,801	4,423,709
Childcare fees and charges	537,608	501,036
Saleyard - dipping	441,165	364,411
Saleyard - weighing	417,019	296,280
Tourism, venues and events management fees	311,609	291,707
Water and sewerage connection fees	54,809	73,559
Waste management fees	69,033	30,294
Other fees and charges	109,805	124,179
Total fees and charges	6,948,505	6,172,300

Cloncurry Shire Council

Notes to the Financial Statements

for the year ended 30 June 2024

Note 3. Revenue (continued)

(c) Sales revenue

Sale of goods revenue is recognised at the point in time that the customer obtains control of the goods, generally at delivery. Revenue from services is recognised when the service is rendered.

Revenue from contracts and recoverable works generally comprises a recoupment of material costs together with an hourly charge for use of equipment and employees. This revenue and associated costs are recognised by reference to the stage of completion of the contract activity, based on costs incurred at the reporting date. Where consideration is received for the service in advance it is included in contract liabilities and is recognised as revenue in the period when the service is performed. The contract work carried out is not subject to retentions.

	2024	2023
	\$	\$
Rendering of services		
Contract and recoverable works	1,092,400	1,085,742
Private works	10,545	4,545
Sale of goods		
Proceeds from the sale of industrial land held in inventory	99,000	203,139
Total sales revenue	<u>1,201,945</u>	<u>1,293,426</u>

(d) Grants, subsidies, contributions and donations

Grant income under AASB 15

Where grant income arises from an agreement which is enforceable and contains sufficiently specific performance obligations, the revenue is recognised when control of each performance obligations is satisfied.

Performance obligations vary in each agreement. They include for example, feral pig control by aerial and ground baiting, a project to improve tourism direction signage to specific tourism attractions, subsidised traineeship of full-time trainees for 12 months and a kindergarten support grant with conditions for Council to demonstrate to the funding body on an ongoing basis certain specific conditions being met, or else the component of the subsidy would be recovered.

Payment terms vary depending on the terms of the grant. Funds are received upfront for some grants and on the achievement of certain payment milestones for others.

Each performance obligation is considered to ensure that the revenue recognition reflects the transfer of control and within grant agreements, there may be performance obligations where control transfers at a point in time, and others which have continuous transfer of control over the life of the contract.

Where control is transferred over time, revenue is recognised using either costs or time incurred.

Grant income under AASB 1058

Where Council receives an asset for significantly below fair value, the asset is recognised at fair value, related liability (or equity items) are recorded and income then is recognised for any remaining asset value at the time that the asset is received.

Capital grants

Where Council receives funding under an enforceable contract to acquire or construct a specified item of property, plant and equipment which will be under Council's control on completion, revenue is recognised as and when the obligation to construct or purchase is completed.

For construction projects, this is generally as the construction progresses in accordance with costs incurred.

Donations and contributions

Where assets are donated or purchased for significantly below fair value, revenue is recognised when the asset is acquired and Council obtains control.

Donations and contributions are generally recognised on receipt of the asset since there are no enforceable performance obligations.

Cloncurry Shire Council

Notes to the Financial Statements

for the year ended 30 June 2024

Note 3. Revenue (continued)

Physical assets contributed to Council by developers in the form of buildings, road works, stormwater, water and wastewater infrastructure and park equipment are recognised as revenue when Council obtains control of the asset and there is sufficient data in the form of drawings and plans to determine the approximate specifications and values of such assets. Non-cash contributions with a value in excess of the recognition thresholds are recognised as non-current assets. Those below the thresholds are recorded as expenses.

	2024	2023
	\$	\$
(i) Operating		
Commonwealth government general purpose grants	354,493	11,605,677
Commonwealth government subsidies and grants	871,920	738,006
State government subsidies and grants	430,772	990,935
Donations	109,277	153,000
Contributions	215,060	754,231
Total operating grants, subsidies, contributions and donations	1,981,522	14,241,849

(ii) Capital

Capital revenue includes grants and subsidies received which are tied to specific projects for the replacement or upgrade of existing non-current assets and/or investment in new assets. It also includes non-cash contributions which was the transfer of infrastructure assets on the airport precinct transferred from the Department of State Development and Infrastructure.

Commonwealth government subsidies and grants	5,129,950	3,616,755
State government subsidies and grants	2,781,690	4,101,291
Contributions	7,770,859	–
Joint Commonwealth/State government subsidies and grants	15,279,334	6,807,894
Total capital grants, subsidies, contributions and donations	30,961,833	14,525,940

(iii) Timing of revenue recognition for grants, subsidies, contributions and donations

	2024		2023	
	Revenue recognised at a point in time	Revenue recognised over time	Revenue recognised at a point in time	Revenue recognised over time
	\$	\$	\$	\$
Grants and subsidies	2,343,581	22,504,577	12,465,151	15,395,407
Donations	109,277	–	66,000	87,000
Contributions	7,985,920	–	754,231	–
	10,438,778	22,504,577	13,285,382	15,482,407

Cloncurry Shire Council

Notes to the Financial Statements

for the year ended 30 June 2024

Note 4. Interest and other income

	2024	2023
	\$	\$
Interest received		
Interest received from financial institutions	785,235	704,494
Interest received from other sources	–	28
Interest from overdue rates and utility charges	344,536	200,374
Total interest received	<u>1,129,771</u>	<u>904,896</u>

Note 5. Employee benefits

	2024	2023
	\$	\$
Employee benefit expenses are recorded when the service has been provided by the employee.		
Wages and salaries	9,973,285	8,968,533
Councillors' remuneration	367,122	385,759
Annual and long service leave entitlements	1,166,092	1,131,695
Fringe benefits tax ('FBT')	9,142	38,485
Superannuation	22 1,110,682	1,005,474
	<u>12,626,323</u>	<u>11,529,946</u>
Less: capitalised employee expenses	(511,233)	(533,643)
Total Employee benefits	<u>12,115,090</u>	<u>10,996,303</u>

Councillor remuneration represents salary, and other allowances paid in respect of carrying out their duties.

	2024	2023
	Number	Number
Total Council employees at the reporting date:		
Elected members	6	6
Administration staff	79	59
Depot and outdoors staff	41	37
Total full time equivalent employees	<u>126</u>	<u>102</u>

Cloncurry Shire Council

Notes to the Financial Statements

for the year ended 30 June 2024

Note 6. Materials and services

	2024	2023
	\$	\$
Expenses are recorded on an accruals basis as Council receives the goods or services.		
Audit of annual financial statements by the Auditor - General of Queensland *	128,530	84,470
Audit fees - internal audit and audit committee	24,377	31,225
Advertising, marketing and promotion	186,663	113,313
Cleaning	697,389	245,704
Conferences, catering and community engagement	599,881	417,526
Communications and IT	304,533	317,529
Consultants	921,896	885,633
Contractors	3,100,722	3,424,564
Donations, sponsorships and grants	335,156	267,599
Equipment and tools	174,199	133,264
Fleet and plant costs	1,177,644	902,710
Insurance	758,281	887,072
Legal costs	672,271	547,522
Materials and services	1,891,713	1,821,455
Materials - water allocation: Lake Julius	545,541	644,117
Postage, printing and stationery	69,093	75,216
Power	831,642	776,883
Rates and charges	433,691	424,923
Rentals - operating leases	77,723	45,210
Recruitment	53,856	131,204
Repairs and maintenance	2,297,479	1,554,892
Subscriptions, licenses and registrations	786,935	631,669
Training and staff amenities	209,840	234,479
Travel	139,308	176,958
Uniforms, safety equipment and first aid	57,241	61,166
Valuation costs	49,970	55,116
Total materials and services	16,525,574	14,891,419

* Total audit fees quoted by the Queensland Audit Office relating to 2023-24 financial statements are \$88,800 (2023: \$125,000).

Note 7. Finance costs

	2024	2023
	\$	\$
Finance costs charged by the Queensland Treasury Corporation ('QTC')	267,457	293,851
Bank charges	53,199	67,217
Bad debts written-off	-	1,244
Increase/(decrease) in doubtful debt provision	240,645	(98,241)
Unwinding of discounts on restoration provisions	31,951	13,443
Total finance costs	593,252	277,514

Cloncurry Shire Council

Notes to the Financial Statements

for the year ended 30 June 2024

Note 8. Capital expenses

	Notes	2024 \$	2023 \$
(a) Loss on disposal of non-current assets			
Proceeds from the disposal of property, plant and equipment		(95,744)	(50,000)
Less: carrying value of disposed property, plant and equipment	13	13,299,793	9,203,640
Loss on disposal of non-current assets		13,204,049	9,153,640
<p>During the 2024 and 2023 financial years Council roads, drainage and bridge networks were impacted by significant flood damage. Council has recognised partial disposals for the portion of the asset/s damaged based on upon costs per Queensland Restoration Authority submissions in the year that the damage occurred.</p>			
	Notes	2024 \$	2023 \$
(b) Provision for restoration of refuse sites and gravel pits			
Discount rate adjustment to refuse restoration provision		(106,992)	–
Discount rate adjustment to quarry rehabilitation liability		(6,071)	–
Change in provision due to change in estimated future cost and change in inflation rates		6,847,296	355,670
	18	6,734,233	355,670
(c) Revaluation decrement			
Revaluation decrement of property, plant and equipment	13	–	873,326
		–	873,326
Total capital expenses		19,938,282	10,382,636

Note 9. Cash and cash equivalents

	2024 \$	2023 \$
Cash and cash equivalents		
Cash at bank and on hand	1,392,437	2,714,575
Deposits at call	14,819,495	21,967,824
Balance per Statement of Financial Position	16,211,932	24,682,399
Balance per Statement of Cash flows	16,211,932	24,682,399

Council is exposed to credit risk through its investments in the QTC Cash Fund. The QTC Cash Fund is an asset management portfolio investing in a wide range of high credit rated counterparties. Deposits with the QTC Cash Fund are capital guaranteed.

Cloncurry Shire Council

Notes to the Financial Statements

for the year ended 30 June 2024

Note 9. Cash and cash equivalents (continued)

	2024	2023
	\$	\$
Restricted and internally allocated cash and cash equivalents		
(i) Externally imposed expenditure restrictions at the reporting date relate to the following cash assets:		
Unspent government grants and subsidies	3,622,910	1,967,454
Special Road Reserve - In accordance with Annual Implementation Plan 2022-23	1,855,000	1,623,125
Total externally imposed restrictions on cash assets	5,477,910	3,590,579

Note 10. Receivables

Rateable revenue and utility charges are non-contractual receivables arising from statutory requirements and include amounts due from ratepayers for unpaid rates and utility charges and other statutory charges or fines. Rates and utility charges are recognised when the event has occurred and can be measured reliably.

Other receivables are amounts receivable from contractual arrangements with customers for goods sold, services performed or grants or contributions with sufficiently specific performance obligations as part of the ordinary course of business. The receivable is recognised at the amounts due at the time of sale or service delivery. Settlement of these amounts is required within 30 days after the invoice is issued.

Debts are regularly assessed for collectability and allowance is made, where appropriate, for impairment. All known bad debts are written-off at 30 June each year. If an amount is recovered in a subsequent period it is recognised as revenue.

The impairment loss is recognised in finance costs. The amount of the impairment is the difference between the asset's carrying amount and the present value of the estimated cash flows discounted at the effective interest rate.

Interest charged on outstanding rates during the year was at a rate of 11.64% (2023: 8.17%) per annum. No interest is charged on other debtors.

Council applies normal business credit protection procedures prior to providing goods or services to minimise credit risk.

There is a geographical concentration of risk in the Council's jurisdiction, and since the area is largely an agricultural and mining district, there is a business concentration in these sectors.

Council does not require collateral in respect of trade and other receivables.

	2024	2023
	\$	\$
Current		
Rateable revenue and utility charges	3,087,981	2,647,150
Other receivables	2,456,486	1,979,949
Total	5,544,467	4,627,099
less: loss allowances		
Impairment or provision for doubtful debts	(758,370)	(517,725)
Total loss allowances	(758,370)	(517,725)
Total current receivables	4,786,097	4,109,374

Cloncurry Shire Council

Notes to the Financial Statements

for the year ended 30 June 2024

Note 10. Receivables (continued)

Accounting policies

When Council has no reasonable expectation of recovering an amount owned by a debtor, and has ceased enforcement activity, the debt is written-off by directly reducing the receivable against the loss allowance. If the amount of debt written off exceeds the loss allowance, the excess is recognised as an impairment loss.

If there is objective evidence that Council will not be able to collect any amounts due, a provision for expected credit losses is made. The loss is recognised in finance costs. The amount of the impairment is the difference between the receivables carrying amount and the present value of the estimated cash flows discounted at the effective interest rate.

Council has identified two (2) distinctive groupings of its receivables: Rates and Charges and Other Receivables.

Rates and Charges: Council is empowered under the provisions of the *Local Government Act 2009* to sell an owner's property to recover outstanding rates debts, Council does not generally impair any rates receivables. This does not however apply where the rateable property is land with negligible value. Impairment of rates and charges will only occur if arrears are deemed to be greater than the proceeds Council would receive from the sale of the respective property.

Other Receivables: Council identifies other debtors as receivables which are not rates and charges; statutory charges; or grants.

Note 11. Inventories

Trading stock, saleable items, materials held for resale are valued at the lower of cost and net realisable value.

Land acquired by Council with the intention of reselling (with or without further development) is classified as inventory. The land is valued at the lower of cost or net realisable value. Any costs of developments are allocated to the relevant parcel. As an inventory item, land held for resale is treated as a current asset.

Proceeds from sale of the land will be recognised as sales revenue on the signing of a valid unconditional contract of sale. This represents the point when risks and rewards have passed to the buyer.

Inventories held for distribution are:

- goods to be supplied at nil or nominal charge and
- goods to be used for the provision of services at nil or nominal charge.

These goods are valued at cost, adjusted, when applicable, for any loss of service potential.

	2024	2023
	\$	\$
Current Inventories		
(a) Inventories held for sale		
Trading stock	70,757	57,281
(b) Inventories held for distribution		
Plant and equipment stores	174,438	215,902
(c) Land purchased for development and sale		
Land purchased for development and sale	817,000	932,000
Total inventories	<u>1,062,195</u>	<u>1,205,183</u>

Cloncurry Shire Council

Notes to the Financial Statements

for the year ended 30 June 2024

Note 12. Other assets

	2024	2023
	\$	\$
Current		
GST recoverable	178,306	351,128
Prepayments	369,881	262,628
Total current other assets	<u>548,187</u>	<u>613,756</u>

Cloncurry Shire Council

Notes to the Financial Statements

for the year ended 30 June 2024

Note 13. Property, plant and equipment

2024 Measurement basis Fair value category	Land	Buildings	Plant and equipment	Road and bridge network	Water	Sewerage	Other structures	Work in progress	Total
	\$	\$	\$	\$	\$	\$	\$	\$	\$
	Fair Value Level 2 & 3	Fair Value Level 2 & 3	Cost	Fair Value Level 3	Fair Value Level 3	Fair Value Level 3	Fair Value Level 2 & 3	Cost	
Opening gross balance	8,175,200	58,666,850	12,517,115	320,212,446	74,271,250	37,095,165	28,164,356	18,127,664	555,230,046
Additions	(18,000)	-	(152,580)	(18,130,007)	-	-	-	36,798,628	36,798,628
Disposals	-	-	-	-	(1,054,343)	(61,950)	(16,950)	(348,383)	(19,782,213)
Revaluation adjustments to other comprehensive income	-	2,860,355	-	15,747,872	3,490,098	1,619,253	1,310,181	-	25,027,759
Contributed Assets	-	4,159,622	1,702,777	941,524	-	-	966,937	-	7,770,860
Work in progress transfers	393,773	-	789,083	18,950,056	2,654,789	105,644	1,874,956	(24,768,301)	-
Total gross value of property, plant and equipment	8,550,973	65,686,827	14,856,395	337,721,891	79,361,794	38,758,112	30,299,480	29,809,608	605,045,080
Opening accumulated depreciation and impairment	-	21,018,473	6,671,028	79,573,912	26,970,823	10,678,795	7,264,361	-	152,177,392
Depreciation expense	-	1,185,556	882,023	7,603,003	1,221,280	612,503	816,414	-	12,320,779
Depreciation on disposals	-	-	(83,331)	(5,604,399)	(779,820)	(8,090)	(6,780)	-	(6,482,420)
Revaluation adjustments to other comprehensive income	-	1,020,157	-	3,992,239	1,260,965	491,948	361,616	-	7,126,925
Total accumulated depreciation and impairment property, plant and equipment	-	23,224,186	7,469,720	85,564,755	28,673,248	11,775,156	8,435,611	-	165,142,676
Total carrying value of property, plant and equipment	8,550,973	42,462,641	7,386,675	252,157,136	50,688,546	26,982,956	21,863,869	29,809,608	439,902,404
Other information									
Range of estimated useful life (years)	Lend not depreciated	20-60	2-20	5-100	20-60	20-60	20-40	Not depreciated	
*Asset additions comprise									
Asset renewals	-	2,175	648,615	22,394,733	1,052,793	230,844	1,288,318	-	25,617,478
Other additions	576,199	12,370,481	1,843,246	1,635,996	585,747	-	1,940,351	-	18,952,010
Total asset additions	576,199	12,372,656	2,491,861	24,030,719	1,638,540	230,844	3,228,669	-	44,569,488

continued on next page ...

Cloncurry Shire Council

Notes to the Financial Statements

for the year ended 30 June 2024

Note 13. Property, plant and equipment (continued)

	Land	Buildings	Plant and equipment	Road and bridge network	Water	Sewerage	Other structures	Work in progress	Total
	\$	\$	\$	\$	\$	\$	\$	\$	\$
2023									
Measurement basis	Fair Value	Fair Value	Cost	Fair Value	Fair Value	Fair Value	Fair Value	Cost	
Fair value category	Level 2 & 3	Level 2 & 3		Level 3	Level 3	Level 3	Level 2 & 3		
Opening gross balance	14,421,969	61,982,301	11,857,677	298,030,039	73,704,027	30,438,444	21,137,220	9,816,255	521,387,932
Additions	-	-	-	-	-	-	-	25,594,641	25,594,641
Disposals	-	(210,459)	(104,819)	(11,780,823)	(50,260)	-	(387,205)	(391,909)	(12,925,475)
Revaluation adjustments to other comprehensive income	(5,373,443)	(4,445,935)	-	23,583,823	97,220	6,576,328	1,608,281	-	22,046,274
Revaluation adjustments to capital expenses	(873,326)	-	-	-	-	-	-	-	(873,326)
Work in progress transfers	-	1,279,880	790,507	10,463,088	449,631	80,393	3,827,824	(16,891,323)	-
Adjustments and other transfers	-	61,063	(26,250)	(83,681)	70,632	-	(21,764)	-	-
Total gross value of property, plant and equipment	8,175,200	58,666,850	12,517,115	320,212,446	74,271,250	37,095,165	26,164,356	18,127,664	555,230,046
Opening accumulated depreciation and impairment	-	24,510,380	5,737,097	54,701,236	31,929,956	9,700,738	5,754,528	-	132,333,935
Depreciation expense	-	1,454,289	1,005,963	8,261,421	1,260,849	541,169	638,084	-	13,161,775
Depreciation on disposals	-	(70,167)	(62,319)	(3,316,698)	(31,829)	-	(240,823)	-	(3,721,836)
Revaluation adjustments to other comprehensive income	-	(4,877,216)	-	19,955,753	(6,203,416)	436,888	1,091,509	-	10,403,518
Adjustments and other transfers	-	1,187	(9,713)	(27,800)	15,263	-	21,063	-	-
Total accumulated depreciation and impairment property, plant and equipment	-	21,018,473	6,671,028	79,573,912	26,970,823	10,678,795	7,264,361	-	152,177,392
Total carrying value of property, plant and equipment	8,175,200	37,648,377	5,846,087	240,638,534	47,300,427	26,416,370	18,899,995	18,127,664	403,052,654
Other information									
Range of estimated useful life (years)	Land not depreciated	20-60	2-20	5-100	20-60	20-60	20-40	Not depreciated	
*Asset additions comprise									
Asset renewals	-	1,614,954	176,730	13,363,895	1,253,214	80,393	3,347,592	-	19,836,778
Other additions	315	1,107,706	591,872	3,032,921	2,457	-	1,022,592	-	5,757,863
Total asset additions	315	2,722,660	768,602	16,396,816	1,255,671	80,393	4,370,184	-	25,594,641

continued on next page ...

Cloncurry Shire Council

Notes to the Financial Statements

for the year ended 30 June 2024

Note 13. Property, plant and equipment (continued)

(a) Recognition and measurement

Each class of property, plant and equipment is stated at cost or fair value. Items of plant and equipment with a total value of less than \$5,000, and infrastructure assets and buildings with a total value of less than \$10,000 are expensed in the year of acquisition. All other items of property, plant and equipment are capitalised.

Acquisition of assets

Acquisitions of assets are initially recorded at cost. Cost is determined as the fair value of the assets given as consideration plus costs incidental to the acquisition, including freight in, architects' fees and engineering design fees and all other establishment costs.

Direct labour and materials and an appropriate proportion of overheads incurred in the acquisition or construction of assets are treated as capital expenditure. Assets under construction are not depreciated until they are completed and commissioned, at which time they are reclassified from work in progress to the appropriate property, plant and equipment class.

Routine operating maintenance and repair costs to maintain the operational capacity and useful life of the non-current asset is expensed as incurred, while expenditure that relates to replacement of a major component of an asset to maintain its service potential is capitalised.

Expenditure incurred in accordance with Disaster Recovery Funding Arrangements on road assets is analysed to determine whether the expenditure is capital in nature. The analysis of the expenditure requires Council to review the nature and extent of expenditure on a given asset. For example, expenditure that patches a road is generally maintenance in nature, whereas a kerb to kerb rebuild is treated as capital. Material expenditure that extends the useful life or renews the service potential of the asset is capitalised.

Individual assets valued below the asset recognition threshold are recognised as an asset if connected to a larger network, for example the components of parks.

Land under roads and reserve land under the *Land Act 1994* or *Land Title Act 1994* is controlled by Queensland State Government and not recognised in the Council financial statements.

(b) Depreciation

Assets are depreciated from the date of acquisition or when an asset is ready for use.

Land and work-in-progress are not depreciated.

Depreciation on other property, plant and equipment assets is calculated on a straight-line basis so as to write-off the net cost or revalued amount of each depreciable asset, less its estimated residual value, progressively over its estimated useful life to the Council. Management believe that the straight-line basis appropriately reflects the pattern of consumption of all Council assets.

Where assets have separately identifiable components, these components are assigned separate useful lives.

Major spares purchased specifically for particular assets that are above the asset recognition threshold are capitalised and depreciated on the same basis as the asset to which they relate.

The depreciable amount of improvements to or on leasehold land is allocated progressively over the estimated useful lives of the improvements to the Council or the unexpired period of the lease, whichever is the shorter.

Management reviews its estimate of the useful lives of depreciable assets at each reporting date, based on the expected utility of the assets.

Depreciation methods, estimated useful lives and residual values are reviewed at the end of each reporting period and adjusted where necessary to reflect any changes in the pattern of consumption, physical wear and tear, technical or commercial obsolescence, or management intentions. The condition assessments performed as part of the annual valuation process for assets measured at depreciated current replacement cost are used to estimate the useful lives of these assets at each reporting date. Details of the range of estimated useful lives for each class of asset are shown in Note 13.

Cloncurry Shire Council

Notes to the Financial Statements

for the year ended 30 June 2024

Note 13. Property, plant and equipment (continued)

(c) Impairment

Each non-current asset and group of assets is assessed for indicators of impairment annually. If an indicator of possible impairment exists, Council determines the asset's recoverable amount. Any amount by which the asset's carrying amount exceeds the recoverable amount is recorded as an impairment loss.

An impairment loss is recognised as an expense in the Statement of Comprehensive Income, unless the asset is carried at a revalued amount. When the asset is measured at a revalued amount, the impairment loss is offset against the asset revaluation surplus of the relevant class to the extent available. Any amount left over after utilisation of asset revaluation surplus of the relevant asset class is recognised as an expense in the Statement of Comprehensive Income.

Revaluation increases are recognised in the asset revaluation surplus unless they are reversing a previous decrease which was taken through the Statement of Comprehensive Income, in which case the increase is taken to the Statement of Comprehensive Income to the extent of the previous decrease.

(d) Valuation

Land, buildings and all infrastructure assets are measured on the revaluation basis, at fair value, in accordance with AASB 116 *Property, Plant and Equipment* and AASB 13 *Fair Value Measurement*. Other plant and equipment and work in progress are measured at cost.

Non-current physical assets measured at fair value are revalued, where required, so that the carrying amount of each class of asset does not materially differ from its fair value at the reporting date. This is achieved by engaging independent, professionally qualified valuers to determine the fair value for each class of property, plant and equipment assets at least once every three-five years. This process involves the valuer physically sighting a representative sample of Council assets across all asset classes and making their own assessments of the condition of the assets at the date of inspection.

In the intervening years, Council engage independent, professionally qualified valuers to perform a "desktop" valuation. A desktop valuation involves management providing updated information to the valuer regarding additions, deletions and changes in assumptions such as useful life, residual value and condition rating. The valuer then determines suitable indices which are applied to each of these asset classes.

Capital work in progress

The cost of property, plant and equipment being constructed by Council includes the cost of purchased services, materials, direct labour and an appropriate proportion of labour overheads.

Valuation techniques:

In accordance with AASB 13, fair value measurements are categorised on the following basis:

- Fair value based on quoted prices (unadjusted) in active markets for identical assets or liabilities (Level 1)
- Fair value based on inputs that are directly or indirectly observable for the asset or liability (level 2)
- Fair value based on unobservable inputs for the asset and liability (level 3)

Cloncurry Shire Council

Notes to the Financial Statements for the year ended 30 June 2024

Note 13. Property, plant and equipment (continued)

Valuation techniques used to derive level 2 and level 3 fair values

Asset class and fair value hierarchy	Valuation approach	Last comprehensive valuation date	Valuer engaged	Key assumptions and estimates (related data sources)	Index applied (change in index recognised this year)	Other interim revaluation adjustment
Infrastructure assets - Road and bridge network, Water and Sewerage (Level 3)	Current replacement cost (Level 3)	30/06/2023	Australis Asset Advisory Group	As these infrastructure assets are of a specialist nature and there is no active market for the assets, fair value has been determined on the basis of replacement with a new asset having similar service potential including allowances for preliminaries and professional fees. The gross current values have been derived from reference to cost data for recent projects and researched costing guides. The net current value of an asset is the gross current value less accumulated depreciation to reflect the consumed or expired service potential of the asset.	4.36% - 4.89%	Not applicable
Land (Level 2 - \$4,312,400) (Level 3 - \$3,862,800)	Market value (Level 2) Current replacement cost (Level 3)	30/06/2023	Australis Asset Advisory Group	All road segments are componentised into formation, pavement and seal (where applicable). These components include raw materials, plant, labour and intangibles. These costs are established by communicating directly with suppliers, costs guides such as the Rawlinson's Construction Handbook and prices supplied by Council. In determining the level of accumulated depreciation, the major infrastructure assets have been apportioned into significant components which exhibit different useful lives. Allowance has been made for the typical asset life cycle and renewal treatments of each component at the time the asset is considered to be no longer available for use and the condition of the asset. For infrastructure assets it is considered that no residual value will apply. Where an observable market for Council's land assets could be identified, fair value was measured by way of a Market Approach (Level 2), utilising sales prices of comparable properties after adjusting for differences in key attributes of the property, such as size. Where a significant adjustment was required between the sale price of comparable properties, Fair Value was measured by way of a Cost Approach (level 3). Under this methodology the gross replacement cost was assessed on the basis that it reflected an equivalent asset with similar service potential. The most significant inputs into these valuation approaches are price per square metre.	-%	Not applicable

Cloncurry Shire Council

Notes to the Financial Statements

for the year ended 30 June 2024

Note 13. Property, plant and equipment (continued)

Asset class and fair value hierarchy	Valuation approach	Last comprehensive valuation date	Valuer engaged	Key assumptions and estimates (related data sources)	Index applied (change in index recognised this year)	Other interim revaluation adjustment
Buildings and Other structures (Level 2 - \$5,516,500) (Level 3 - \$51,031,872)	Market Value (Level 2) Current replacement cost (Level 3)	30/06/2023	Australis Asset Advisory Group	<p>Where an observable market for Council's assets could be identified, fair value was measured by way of a Market Approach, utilising sale prices comparable properties after adjusting for differences in key attributes of the property.</p> <p>For assets that were considered of a specialist nature and did not meet the criteria for a Market approach, Fair value was measured on the basis of a Cost approach (Level 3). Under this methodology the gross replacement cost was assessed on the basis that it reflected a modern equivalent asset with similar service potential.</p> <p>Under the Cost approach, the asset's fair value is the result of the gross current value less accumulated depreciation, to reflect the consumed or expired service potential of the asset. The most significant inputs into the valuation were the rate per square metre of area (to arrive at the Gross Replacement Cost), building area and a condition score reflecting the remaining useful life of the asset.</p> <p>In determining the level of accumulated depreciation, as the first step an economic useful life (EUL) was provided to each asset on either a single line or componentised asset basis. As a second step, the condition score, which has influence on the remaining useful life (RUL) of the asset was assessed and applied to each asset. The EUL and RUL takes into consideration the asset's physical characteristics, age, recent repairs or capital works, as well as factors such as functionality, capability, utilisation and obsolescence. Estimates of expired service potential and remaining useful lives were determined on a straight-line basis and buildings were disaggregated into significant components which exhibit different useful lives.</p>	4.40% - 4.89%	Not applicable

Cloncurry Shire Council

Notes to the Financial Statements

for the year ended 30 June 2024

Note 14. Contract balances

Where the amounts billed to customers are based on the achievement of various milestones established in the contract, the amounts recognised as revenue in a given period do not necessarily coincide with the amounts billed to or certified by the customer.

When a performance obligation is satisfied by transferring a promised good or service to the customer before the customer pays consideration or before payment is due, Council presents the work in progress as a contract asset, unless the rights to that amount of consideration are unconditional, in which case Council recognises a receivable.

When an amount of consideration is received from a customer / fund provider prior to Council transferring a good or service to the customer, Council presents the funds which exceed revenue recognised as a contract liability.

	2024	2023
	\$	\$
(a) Contract assets		
Current		
Funds owing on contracts to construct Council assets	5,795,443	2,887,084
Total current contract assets	5,795,443	2,887,084
(b) Contract liabilities		
Current		
Funds received upfront to construct Council controlled assets	3,455,276	1,737,943
Non-capital performance obligations not yet satisfied	2,000	7,621
Total current contract liabilities	3,457,276	1,745,564
Revenue recognised that was included in the contract liability balance at the beginning of the year		
Funds to construct Council controlled assets	1,492,488	1,645,246
Non-capital performance obligations - Grant obligations fulfilled	5,621	166,471
Total revenue included in the contract liability	1,498,109	1,811,717

Satisfaction of contract liabilities

The contract liabilities in relation to capital grants relate to funding received prior to the work being performed since revenue is recognised as Council constructs the assets. Council expects to recognise the contract liability as income in the next two years.

Cloncurry Shire Council

Notes to the Financial Statements

for the year ended 30 June 2024

Note 15. Leases

Council as a lessee

Council has leases in place over eight properties used for staff rental accommodation. Council has applied the exception to lease accounting for leases of low-value assets and short-term leases.

Where Council assesses that an agreement contains a lease, a right of use asset and lease liability is recognised on inception of the lease. Council does not separate lease and non-lease components for any class of assets and has accounted for lease payments as a single component.

The right-of-use asset is measured using the cost model where cost on initial recognition comprises: the lease liability, initial direct costs, prepaid lease payments, estimated cost of removal and restoration, less any lease incentives received. The right-of-use asset is depreciated over the lease term on a straight-line basis and assessed for impairment in accordance with the impairment of asset accounting policy.

The lease liability is initially recognised at the present value of the remaining lease payments at the commencement of the lease. The discount rate is the rate implicit in the lease, however where this cannot be readily determined then the Council's incremental borrowing rate for a similar term with similar security is used.

Exceptions to lease accounting

Council has applied the exceptions to lease accounting for both short-term leases (i.e. leases with a term of less than or equal to 12 months) and leases of low-value assets. Council recognises the payments associated with these leases as an expense on a straight-line basis over the lease term.

Leases at significantly below market value / concessionary leases

Council has a lease at significantly below market for six parcels of land including buildings at 86 McIlwraith Street and 5, 7, and 10-12 Railway Avenue, Cloncurry which are used for Council staff accommodation and for residential accommodation for an employee of the Police Citizens Youth Club (PCYC), Queensland Cloncurry Branch. A portion of the lease, being the roadway within the lease that fronts the buildings and provides access, is common property.

Council has a lease at significantly below market for three parcels of land at Malbon Station Yard, Malbon, Corner of Station & Ramsay Streets, Cloncurry, and Ernest to Douglas to McIlwraith Street, Cloncurry which are used for Water Tank and access, Parklands and access for the general public, and access for garbage collection respectively.

The leases are generally between 18 months and 8 years and require payments of \$1 (exclusive of GST) per annum, if demanded.

The use of the right-of-use asset is restricted by the lessors to specified community services which Council must provide.

These services are detailed in the leases.

Council does not believe that any of the leases in place are individually material.

Cloncurry Shire Council

Notes to the Financial Statements

for the year ended 30 June 2024

Note 15. Leases (continued)

Council as a lessor

Council has several operating lease agreements where it is the lessor. A lease is classified as an operating lease if it does not transfer substantially all the risks and rewards incidental to ownership of an underlying asset.

	2024	2023
	\$	\$
The minimum operating lease receipts arising from operating leases are as follows:		
Not later than one year	399,241	115,665
Between one and two years	363,164	112,311
Between two and three years	354,699	61,621
Between three and four years	351,955	29,930
Between four and five years	329,833	26,989
Later than five years	1,686,389	72,980
Total lease receipts	3,485,281	419,496

On 1 July 2024, Council entered into long-term leases in respect to 8 newly constructed houses in Perkins and Railway Street, Cloncurry. These leases are for terms ranging from 3 to 10 years at an average annual rental of \$40,625. Total estimated lease income over the term of these leases totals \$3,249,999.

The assets concerned are included in the statement of financial position as property, plant and equipment.

The assets are held to meet Council's service delivery objectives - presence of a tertiary education provider; health services precinct, mining executive workforce and airport infrastructure hangars such that rental is incidental.

	2024	2023
	\$	\$
Total operating lease income (rental income)	509,001	508,888

Note 16. Payables

	2024	2023
	\$	\$
Current		
Creditors	4,273,540	1,144,317
Accrued expenses	4,040,994	2,810,381
Accrued wages and salaries	394,692	301,783
Prepaid rates	170,279	200,642
Other employee entitlements	535,283	625,870
State fire services levy	208,073	173,101
Accrued interest expense	11,095	11,836
Security bonds, deposits and retentions	484,508	392,725
Other	90,385	79,191
Total current payables	10,208,849	5,739,846

Cloncurry Shire Council

Notes to the Financial Statements

for the year ended 30 June 2024

Note 17. Borrowings

Borrowings are initially recognised at fair value plus any directly attributable transaction costs. Thereafter, they are measured at amortised cost. Principal and interest repayments are made quarterly in arrears.

All borrowings are denominated in Australian dollars and interest is expensed as it accrues. No interest has been capitalised during the current or comparative reporting period. Expected final repayment dates vary from 15 June 2039 to 15 March 2041.

Council adopts an annual debt policy that sets out Council's planned borrowings for the next nine years. Council's current policy is to only borrow for capital projects and for a term no longer than the expected life of the asset. Council also aims to comply with the Queensland Treasury Corporation's (QTC) borrowing guidelines and ensure that sustainability indicators remain within acceptable levels at all times.

	2024	2023
	\$	\$
Current		
Loans - QTC	592,948	637,681
Total current borrowings	<u>592,948</u>	<u>637,681</u>
Non-current		
Loans - QTC	10,935,774	11,528,722
Total non-current borrowings	<u>10,935,774</u>	<u>11,528,722</u>

The QTC loan market value at the reporting date was \$9,309,724. This represents the value of the debt if Council repaid it at that date. As it is the intention of Council to hold the debt for its term, no provision is required to be made in these accounts.

No assets have been pledged as security by Council for any liabilities, however all loans are guaranteed by the Queensland Government. There have been no defaults or breaches of the loan agreement during the 2024 or 2023 financial years.

Note 18. Provisions

Liabilities are recognised for employee benefits such as annual and long service leave in respect of services provided by the employees up to the reporting date.

Annual leave

Annual leave liability is expected to be settled within 12 months. The short-term employee benefits liability to reporting date is calculated on current wage and salary levels which are expected to be paid and include related employee on-costs.

Long service leave

Provision for long service leave is measured as the present value of the estimated future cash outflows to be made in respect of services provided by employees up to the reporting date. The value of the liability is calculated using current pay rates and projected future increases in those rates and includes related employee on-costs. The estimates are adjusted for the probability of the employee remaining in the Council's employment or other associated employment which would result in the Council being required to meet the liability. Adjustments are then made to allow for the proportion of the benefit earned to date, and the result is discounted to present value. The interest rates attaching to Commonwealth Government guaranteed securities at the reporting date are used to discount the estimated future cash outflows to their present value.

Where employees have met the prerequisite length of service or have met the pro-rata length of service requirements and Council does not have an unconditional right to defer this liability beyond 12 months, long service leave is classified as a current liability. Otherwise it is classified as non-current.

Refuse dump restoration and quarry rehabilitation

A provision is made for the cost of restoring refuse dumps and quarries where it is probable the Council will have an obligation to rehabilitate the site when the use of the facilities is complete.

The provision recognises the future financial liability that Council may incur to remediate and maintain for a post-closure period, the current refuse dumps, and quarries for which it has approval to operate. The calculation of the present value must take into account the obligations required by the Environmental Authority (EA), engineering standards for capping and rehabilitation works that would be reasonably expected by the State Government regulator (Department of Environment, Science and

Cloncurry Shire Council

Notes to the Financial Statements

for the year ended 30 June 2024

Note 18. Provisions (continued)

Innovation), forecast timing of closure, current cost inputs and future cost inputs for post-closure after-care. Collectively, these elements enable preparation of a reasonable estimate for the provision, in accordance with AASB137.

As refuse dumps are on State reserves which Council does not control, the provision for restoration is treated as an expense in the year the provision is first recognised. Changes in the provision are treated as an expense or income.

Council has small gravel pit sites around the Shire - many of these are opened and closed for specific road projects, and the costs of operating and closing are managed as part of the project costs.

Management has a process of rehabilitating all future site closures as they occur. Based on this process, Council continues to annually monitor the situation, review and update the provision based on the facts and circumstances available.

Quarries are situated on State reserves which the Council does not control, the provision for restoration is treated as an expense in the year the provision is first recognised. Changes in the provision are treated as an expense or income.

	2024	2023
	\$	\$
Current		
Annual leave	875,423	736,711
Long service leave	406,829	474,222
Total current provisions	<u>1,282,252</u>	<u>1,210,933</u>
Non-current		
Long service leave	198,702	106,028
Refuse restoration	7,061,342	540,447
Gravel pits restoration	504,738	259,449
Total non-current provisions	<u>7,764,782</u>	<u>905,924</u>

Details of movements in provisions

Refuse restoration

Balance at beginning of financial year	540,447	250,865
Change in provision due to unwinding of discount	26,311	7,828
Change in provision due to change in discount rate	(106,992)	(2,238)
Change in provision due to change in inflation rates	(57,663)	-
Change in provision due to change in estimated future cost	6,659,239	283,992
Balance at end of financial year	<u>7,061,342</u>	<u>540,447</u>

Gravel pits rehabilitation

Balance at beginning of financial year	259,449	179,918
Increase in provision due to unwinding of discount	5,640	5,615
Increase/(decrease) in provision due to change in discount rate	(6,071)	(1,935)
Change in provision due to change in inflation rates	541	-
Change in provision due to change in estimated future cost	245,178	75,851
Balance at end of financial year	<u>504,738</u>	<u>259,449</u>

Council undertook a comprehensive review of provisions for the refuse restoration and quarry rehabilitation. This was informed by site assessment of facilities, statutory and licence obligations, application of current engineering standards and consideration of local costs to complete the required closure and post-closure aftercare works. This resulted in a material increase in the provision amount from Financial Year 2022/23 of \$799,896 to \$7,566,081.

The material movement in the provision liability was related to a revised estimate of the Cloncurry (New) landfill and inclusion of post-closure aftercare costs for all refuse sites for a minimum period of 20-years. The Cloncurry (New) landfill is the main active landfill for the local government area and receives over 4,500 tonnes of waste per annum. It was estimated that this facility could reach capacity in 2039, at which time a geo-composite cap would need to be constructed to rehabilitate the landfill

Cloncurry Shire Council

Notes to the Financial Statements

for the year ended 30 June 2024

Note 18. Provisions (continued)

and mitigate environmental harm. This is considered to be a best-practice engineering standard that would be expected by the State Government regulator. This estimate and all other estimates for the refuse and quarry sites will be reviewed annually and updated to reflect current standards and costs which may result in changes to the provision estimate.

Note 19. Asset revaluation surplus

The asset revaluation surplus comprises adjustments relating to changes in value of property, plant and equipment that do not result from the use of those assets. Net incremental changes in the carrying value of classes of non-current assets since their initial recognition are accumulated in the asset revaluation surplus.

Increases and decreases on revaluation are offset within a class of assets.

Where a class of assets is decreased on revaluation, that decrease is offset first against the amount remaining in the asset revaluation surplus in respect of that class. Any excess is treated as an expense.

When an asset is disposed of, the amount reported in surplus in respect of that asset is retained in the asset revaluation surplus and not transferred to retained surplus.

	2024 \$	2023 \$
Balance as at 1 July	138,554,247	126,911,491
Net adjustment to non-current assets at end of period to reflect a change in current fair value:		
- Land	-	(5,373,443)
- Buildings	1,840,198	431,282
- Road, drainage and bridge network	11,755,633	3,628,068
- Water	2,229,133	6,300,636
- Sewerage	1,127,305	6,139,440
- Other structures	948,565	516,773
Net movements in the asset revaluation surplus	17,900,834	11,642,756
Balance as at 30 June	156,455,081	138,554,247

Asset revaluation surplus analysis

	2024 \$	2023 \$
The closing balance of the asset revaluation surplus comprises the following asset categories:		
- Land	-	-
- Buildings	22,233,384	20,393,186
- Road, drainage and bridge network	77,576,580	65,820,947
- Water	33,058,567	30,829,434
- Sewerage	16,612,638	15,485,333
- Other structures	6,973,912	6,025,347
	156,455,081	138,554,247

Cloncurry Shire Council

Notes to the Financial Statements

for the year ended 30 June 2024

Note 20. Commitments for expenditure

	2024	2023
	\$	\$
Contractual commitments		
Contractual commitments at end of financial year but not recognised in the financial statements are as follows:		
Cleaning Services	99,845	85,801
Payroll Services	18,847	51,881
Water, Waste & Sewerage contracts	4,885,693	5,248,131
	<u>5,004,385</u>	<u>5,385,813</u>
These expenditures are payable as follows:		
Within one year	954,116	905,821
One to five years	2,700,179	2,560,998
Later than five years	1,350,089	1,918,994
Total payable	<u>5,004,385</u>	<u>5,385,813</u>
Commitment for the construction of the following assets contracted for at the reporting date but not recognised as liabilities:		
Property, plant and equipment		
Childcare Centre Development	8,707,395	191,754
Coppermine Creek Bridge	–	31,170
Flood Damage Works	1,929,622	7,671,893
Main Well Replacement	–	109,043
Master planning	–	653,175
Water	503,775	–
Perkins Street Development	214,872	7,443,768
Roads and Pathways	570,614	1,418,372
Saleyards	785,117	130,910
	<u>12,711,395</u>	<u>17,650,085</u>
These expenditures are payable as follows:		
Within the next year	8,004,000	17,650,085
Later than one year and not later than 5 years	4,707,395	–
Total payable	<u>12,711,395</u>	<u>17,650,085</u>

Note 21. Contingent liabilities

Details and estimates of maximum amounts of contingent liabilities are as follows:

Local Government Mutual

The Cloncurry Shire Council is a member of the local government mutual liability self-insurance pool, LGM Queensland. In the event of the pool being wound up or it is unable to meet its debts as they fall due, the trust deed and rules provide that any accumulated deficit will be met by the individual pool members in the same proportion as their contribution is to the total pool contributions in respect to any year that a deficit arises.

The latest audited financial statements for LGM Queensland are at 30 June 2023. The financial statements reported an accumulated surplus and it is not anticipated any liability will arise.

Cloncurry Shire Council

Notes to the Financial Statements

for the year ended 30 June 2024

Note 21. Contingent liabilities (continued)

Local Government Workcare

The Council is a member of the Queensland local government worker's compensation self-insurance scheme, Local Government Workcare. Under this scheme the Council has provided an indemnity towards a bank guarantee to cover bad debts which may remain should the self insurance licence be cancelled and there was insufficient funds available to cover outstanding liabilities. Only the Queensland Government's workers compensation authority may call on any part of the guarantee should the above circumstances arise. The Council's maximum exposure to the bank guarantee is \$257,616.

Note 22. Superannuation

Council contributes to the Brighter Super Accumulation Fund (the scheme), at the rate of 12% for each standard employee who is a scheme member. This rate is set in accordance with Council's Certified Agreement or individual employment agreements. The Accumulation Fund is a complying superannuation scheme for the purpose of the Commonwealth Superannuation Industry (Supervision) legislation and is also governed by the *Local Government Act 2009*.

In accordance with the Superannuation Choice legislation Council employees may also make contributions to other superannuation funds. These funds must be a complying superannuation scheme for the purpose of the Commonwealth Superannuation Industry (Supervision) legislation.

	2024	2023
	\$	\$
Superannuation contributions for employees - accumulation funds	1,110,682	1,005,474
Total superannuation contributions paid by Council for employees	1,110,682	1,005,474

Note 23. Reconciliation of net result for the year to net cash inflow/(outflow) from operating activities

	2024	2023
	\$	\$
Net Result	1,381,763	6,337,298
Non-cash items		
Depreciation	12,320,779	13,161,774
	<u>12,320,779</u>	<u>13,161,774</u>
Non-cash capital items		
Change in restoration provisions	6,734,233	355,670
Write-offs relating to the fair valuation of property, plant and equipment	-	873,326
	<u>6,734,233</u>	<u>1,228,996</u>
Investing and development activities (non-cash):		
Net (profit)/loss on disposal of assets	13,204,049	9,153,640
Capital grants and contributions	(30,961,833)	(14,525,940)
	<u>(17,757,784)</u>	<u>(5,372,300)</u>

Cloncurry Shire Council

Notes to the Financial Statements

for the year ended 30 June 2024

Note 23. Reconciliation of net result for the year to net cash inflow/(outflow) from operating activities (continued)

	2024	2023
	\$	\$
Changes in operating assets and liabilities (non-cash):		
(Increase)/decrease in receivables	(917,368)	(535,199)
Increase/(decrease) in provision for doubtful debts	240,645	(98,241)
Decrease in inventories	142,988	160,583
(Increase)/decrease in contract assets	–	57,359
(Increase)/decrease in other assets - prepayments	(107,254)	(117,764)
Decrease in other assets - net GST recoveries	172,822	1,759,189
Increase/(decrease) in payables	4,469,744	2,638,601
Increase/(decrease) in accrued interest payable	(741)	(1,249)
Increase/(decrease) in contract liabilities	–	(164,471)
Increase/(decrease) in employee leave entitlements	163,993	186,199
Increase/(decrease) in other provisions	31,951	13,443
	<u>4,196,780</u>	<u>3,898,450</u>
Net cash provided from/(used in) operating activities	<u>6,875,771</u>	<u>19,254,218</u>

Note 24. Reconciliation of liabilities arising from finance activities

	As at 30/06/23		As at 30/06/24
	Opening Balance	Cashflows	Closing balance
	\$	\$	\$
Borrowings	12,166,403	(637,681)	11,528,722
	<u>12,166,403</u>	<u>(637,681)</u>	<u>11,528,722</u>

	As at 30/06/22		As at 30/06/23
	Opening Balance	Cashflows	Closing balance
	\$	\$	\$
Borrowings	12,955,244	(788,841)	12,166,403
	<u>12,955,244</u>	<u>(788,841)</u>	<u>12,166,403</u>

Note 25. Events after the reporting period

There has not been any event that occurred after the end of the reporting period that has significantly affected, or may significantly affect, the current or future financial results of Council.

Cloncurry Shire Council

Notes to the Financial Statements

for the year ended 30 June 2024

Note 26. Financial instruments and financial risk management

(a) Financial assets and financial liabilities

Cloncurry Shire Council's activities expose it to a variety of financial risks including market risk, credit risk and liquidity risk.

Exposure to financial risks is managed in accordance with Council approved policies on financial risk management. These policies focus on managing the volatility of financial markets and seek to minimise potential adverse effects on the financial performance of the Council. The Council minimises its exposure to financial risk in the following ways:

Investments in financial assets are only made where those assets are with a bank or other financial institution in Australia. The Council does not invest in derivatives or other high risk investments.

The objective of corporate governance is for Council to be open, accountable, transparent and deliver value for money community outcomes. This function includes strategic and operational planning, risk management, legal and administrative support. The Mayor, Councillors and Chief Executive Officer are included in corporate governance.

When the Council borrows, it borrows from the Queensland Treasury Corporation unless another financial institution can offer a more beneficial rate, taking into account any risk. Borrowing by the Council is constrained by the provisions of the *Statutory Bodies Financial Arrangements Act 1982*.

Council measures risk exposure using a variety of methods as follows:

Risk exposure	Measurement method
Credit risk	Ageing analysis
Liquidity risk	Maturity analysis
Market risk	Sensitivity analysis

Credit risk

Credit risk exposure refers to the situation where the Council may incur financial loss as a result of another party to a financial instrument failing to discharge its contractual obligations.

Exposure to credit risk is managed through regular analysis of credit counterparty ability to meet payment obligations.

If the credit risk has increased significantly since initial recognition, a loss allowance to the amount of expected credit loss is recognised.

Council assesses the credit risk before providing goods or services and applies normal business credit protection procedures to minimise the risk.

Council is exposed to credit risk through deposits held with banks. Investments are held with highly rated/regulated financial institutions and whilst not capital guaranteed, the likelihood of a credit failure is low.

The maximum exposure to credit risk at balance date in relation to each class of recognised financial asset is the gross carrying amount of those assets inclusive of any provisions for impairment.

No collateral is held as security relating to the financial assets held by the Council.

	2024	2023
	\$	\$
Cash and cash equivalents	16,211,932	24,682,399
Receivables - Rates and utility charges	3,087,981	2,647,150
Receivables - Other	2,456,486	1,979,949
Other credit exposures		
Guarantee - Local Government Workcare	257,616	257,616
Total	22,014,015	29,567,114

Cloncurry Shire Council

Notes to the Financial Statements

for the year ended 30 June 2024

Note 26. Financial instruments and financial risk management (continued)

Liquidity risk

Liquidity risk refers to the situation where Cloncurry Shire Council may encounter difficulty in meeting obligations associated with financial liabilities that are settled by delivering cash or another financial asset. Cloncurry Shire Council is exposed to liquidity risk through its normal course of business and through its borrowings with Queensland Treasury Corporation.

Council manages its exposure to liquidity risk by maintaining sufficient cash deposits and undrawn facilities, both short and long term, to cater for unexpected volatility in cash flows.

The following table sets out the liquidity risk of financial liabilities held by the Council. The amounts disclosed in the maturity analysis represent the contractual undiscounted cash flows at end of reporting period.

	0 to 1 year \$	1 to 5 years \$	Over 5 years \$	Total contractual cash flows \$	Carrying amount \$
2024					
Payables	10,208,849	–	–	10,208,849	10,208,849
Loans - QTC	859,929	3,439,716	9,612,511	13,912,156	11,528,722
	11,068,778	3,439,716	9,612,511	24,121,005	21,737,571
2023					
Payables	5,739,846	–	–	5,739,846	5,739,846
Loans - QTC	919,572	3,439,716	10,472,440	14,831,728	12,166,403
	6,659,418	3,439,716	10,472,440	20,571,574	17,906,249

Market risk

Market risk is the risk that changes in market indices, such as interest rates, will affect the Council's income or the value of its holdings of financial instruments.

The Council is exposed to interest rate risk through its borrowings from the Queensland Treasury Corporation and investments held with financial institutions.

The risk in borrowing is effectively managed by borrowing mainly from the Queensland Treasury Corporation and having access to a mix of floating and fixed funding sources such that the desired interest rate risk exposure can be constructed. Interest rate risk in other areas is minimal.

Sensitivity Analysis

Sensitivity to interest rate movements is shown for variable financial assets and liabilities based on the carrying amount at reporting date.

The following interest rate sensitivity analysis depicts what effect a reasonably possible change in interest rates (assumed to be 1%) would have on the operating result and equity, based on the carrying values at the end of the reporting period. The calculation assumes that the change in interest rates would be held constant over the period.

	Net carrying amount \$	Effect on Net result		Effect on Equity	
		1% increase \$	1% decrease \$	1% increase \$	1% decrease \$
2024					
QTC cash fund	14,819,495	148,195	(148,195)	148,195	(148,195)
Loans - QTC	(10,935,774)	(109,358)	109,358	(109,358)	109,358
Total	3,883,721	38,837	(38,837)	38,837	(38,837)
2023					
QTC cash fund	21,967,824	219,678	(219,678)	219,678	(219,678)
Loans - QTC	(11,528,722)	(115,287)	115,287	(115,287)	115,287
Total	10,439,102	104,391	(104,391)	104,391	(104,391)

Cloncurry Shire Council

Notes to the Financial Statements

for the year ended 30 June 2024

Note 26. Financial instruments and financial risk management (continued)

(b) Fair value

The fair value of trade and other receivables and payables is assumed to approximate the value of the original transaction, less any allowance for impairment.

The fair value of borrowings with QTC is based on the market value of debt outstanding. The market value of a debt obligation is the discounted value of future cash flows based on prevailing market rates and represents the amount required to be repaid if this was to occur at balance date. The market value of debt is provided by QTC and is disclosed in Note 17.

Note 27. Trust funds

Trust funds held for outside parties

In accordance with the *Local Government Act 2009* and *Local Government Regulation 2012*, a separate trust bank account and separate accounting records are maintained for funds held on behalf of outside parties.

Funds held in the trust account on behalf of outside parties include those funds from the sale of land for arrears in rates, deposits for the contracted sale of land, security deposits lodged to guarantee performance and unclaimed monies (e.g. wages) paid into the trust account by Council. Council performs only a custodian role in respect of these monies and because the monies cannot be used for Council purposes, they are not considered revenue nor brought to account in the financial statements since Council has no control over the assets.

The monies are disclosed for information purposes only.

	2024	2023
	\$	\$
Assets		
Cash at bank	119,225	113,722
Total assets	<u>119,225</u>	<u>113,722</u>

Note 28. Transactions with related parties

(a) Key management personnel ('KMP')

KMP include the Mayor, Councillors, Chief Executive Officer, Directors and Shared Services Manager.

Detailed remuneration disclosures are provided in the annual report.

The compensation paid to KMP comprises:

	2024	2023
	\$	\$
Short-term employee benefits	1,443,794	1,356,852
Post-employment benefits	118,406	110,815
Long-term benefits	35,089	18,427
Termination benefits	–	36,820
Total	<u>1,597,289</u>	<u>1,522,914</u>

Cloncurry Shire Council

Notes to the Financial Statements

for the year ended 30 June 2024

Note 28. Transactions with related parties (continued)

(b) Other Related Parties

Transactions with other related parties

Other related parties include the close family members of KMP and any entities controlled or jointly controlled by KMP or their close family members. Close family members include, but is not limited to a spouse, child and dependent of a KMP or their spouse. All purchases were at arm's length and were in the normal course of Council operations.

Details of transactions between Council and other related parties are disclosed below:

Details of Transaction	Additional information	2024 \$	2023 \$
Fees and charges charged to entities controlled by key management personnel	28(b)(i)	46,708	-
Employee expenses for close family members of key management personnel	28(b)(ii)	20,541	100,045
Purchase of materials and services from entities controlled by key management personnel	28(b)(iii)	707,073	417,079
Key management personnel services provided by a related entity	28(b)(iv)	-	92,087

(i) Fees and charges charged to related parties for services provided by Council's saleyards operations and fees on-charged for electricity usage in Council owned housing.

(ii) All close family members of KMP were employed through an arm's length process. They are paid in accordance with their employment contract for the job they perform.

The Council employs 135 (2023:124) staff of which only 1 (2023: 2) are close family members of key management personnel.

(iii) Council purchased the following materials and services from entities that are controlled by members of key management personnel or relatives of key management personnel.

	Additional information	2024 \$	2023 \$
Provision of electrical equipment (former Cr. - term ended 27 March 2024)		7,902	9,678
Provision of rental properties (former Cr. - term ended 27 March 2024)	28(b)(iii)(b)	44,096	27,912
Provision of rental properties		52,302	30,800
Plumbing services (former Cr. - term ended 27 March 2024)		297,010	137,237
Management of saleyards complex	28(b)(iii)(a)	305,763	211,452
Total (GST inclusive)		707,073	417,079

(a) Cr Nathan Keyes is a representative of Keyes Cattle Company Pty Ltd, a company that manages and operates the saleyards complex. Conditions and terms of saleyards management are ruled by a management contract, executed in December 2019 (renewed December 2023), following due tendering process. Total saleyards management fees value to 30 June 2024 amount to \$305,763 (2023: \$211,452).

(b) Former Cr.Janessa Bidgood (term ended: 27 March 2024) is a principal of Outback Auctions and Real Estate Pty Limited, a company that provides property management services. Council made rental payments totaling \$19,500 (2023:\$17,512) for housing provided to Council employees. In addition, amounts totalling \$24,596 (2023: \$10,400) were paid on behalf of employees private residential rentals by way of deductions from employee wages and salaries.

(iv) Payments totalling \$nil (2023: \$92,087), were made to recruitment agencies for temporary key management personnel at various times throughout the year. The amounts have been excluded from the KMP remunerations disclosures in (a) above.

All amounts are inclusive of GST. The purchases were at arm's length and in the normal course of Council operations.

Cloncurry Shire Council

Notes to the Financial Statements

for the year ended 30 June 2024

Note 28. Transactions with related parties (continued)

(c) Outstanding balances

The following payables balances are outstanding at the end of the reporting period in relation to transactions with related parties:

	2024	2023
	\$	\$
Cloncurry Plumbing Pty Ltd (former Cr. - term ended 27 March 2024)	-	9,071
Keyes Cattle Company Pty Ltd	44,643	25,848
Total	44,643	34,919

(d) Loans and guarantees to/from related parties

Council does not make loans to or receive loans from related parties. No guarantees have been provided.

(e) Transactions with related parties that have not been disclosed

The majority of the entities and people that are related parties of Council live and operate within Cloncurry Shire Council. On a regular basis ordinary citizen transactions occur between Council and its related parties. Council has not included these types of transaction in its disclosure, where they are made on the same terms and conditions available to the general public.

- Payment of rates
- Dog registration
- Borrowing books from a Council library
- Childcare fees

Cloncurry Shire Council

General Purpose Financial Statements

for the year ended 30 June 2024


Management Certificate

for the year ended 30 June 2024

These General Purpose Financial Statements have been prepared pursuant to sections 176 and 177 of the *Local Government Regulation 2012* (the Regulation) and other prescribed requirements.

In accordance with Section 212(5) of the Regulation, we certify that:

- i. the prescribed requirements of the *Local Government Act 2009* and *Local Government Regulations 2012* for the establishment and keeping of accounts have been complied with in all material respects; and
- ii. the General Purpose Financial Statements, as set out on pages 1 to 39, present a true and fair view, in accordance with Australian Accounting Standards, of the Council's transactions for the financial year and financial position at the end of the year.



Cr Gregory Campbell
Mayor
28 October 2024



Mr Philip Keirle
Chief Executive Officer
28 October 2024

INDEPENDENT AUDITOR'S REPORT

To the councillors of Cloncurry Shire Council

Report on the audit of the financial report

Opinion

I have audited the financial report of Cloncurry Shire Council.

The financial report comprises the statement of financial position as at 30 June 2024, the statement of comprehensive income, statement of changes in equity and statement of cash flows for the year then ended, notes to the financial statements including material accounting policy information and the certificate given by the Mayor and Chief Executive Officer.

In my opinion, the financial report:

- a) gives a true and fair view of the council's financial position as at 30 June 2024, and of its financial performance for the year then ended; and
- b) complies with the *Local Government Act 2009*, the Local Government Regulation 2012 and Australian Accounting Standards.

Basis for opinion

I conducted my audit in accordance with the *Auditor-General Auditing Standards*, which incorporate the Australian Auditing Standards. My responsibilities under those standards are further described in the Auditor's responsibilities for the audit of the financial report section of my report.

I am independent of the council in accordance with the ethical requirements of the Accounting Professional and Ethical Standards Board's APES 110 *Code of Ethics for Professional Accountants (including Independence Standards)* (the Code) that are relevant to my audit of the financial report in Australia. I have also fulfilled my other ethical responsibilities in accordance with the Code and the *Auditor-General Auditing Standards*.

I believe that the audit evidence I have obtained is sufficient and appropriate to provide a basis for my opinion.

Other information

The councillors are responsible for the other information.

The other information comprises the information included in the entity's annual report for the year ended 30 June 2024, but does not include the financial report and our auditor's report thereon.

At the date of this auditor's report, the available other information in Cloncurry Shire Council's annual report for the year ended 30 June 2024 was the current year financial sustainability statement (audited ratios), current year financial sustainability statement - contextual ratios (unaudited), and the unaudited long-term financial sustainability statement.

My opinion on the financial report does not cover the other information and accordingly I do not express any form of assurance conclusion thereon. However, as required by the Local Government Regulation 2012, I have formed a separate opinion on the current year financial sustainability statement (audited ratios).

In connection with my audit of the financial report, my responsibility is to read the other information and, in doing so, consider whether the other information is materially inconsistent with the financial report and my knowledge obtained in the audit or otherwise appears to be materially misstated.

If, based on the work I have performed, I conclude that there is a material misstatement of this information, I am required to report that fact. I have nothing to report in this regard.

Responsibilities of the councillors for the financial report

The councillors are responsible for the preparation of the financial report that gives a true and fair view in accordance with the *Local Government Act 2009*, the Local Government Regulation 2012 and Australian Accounting Standards, and for such internal control as the councillors determine is necessary to enable the preparation of the financial report that is free from material misstatement, whether due to fraud or error.

The councillors are also responsible for assessing the council's ability to continue as a going concern, disclosing, as applicable, matters relating to going concern and using the going concern basis of accounting unless it is intended to abolish the council or to otherwise cease operations of the council.

Auditor's responsibilities for the audit of the financial report

My objectives are to obtain reasonable assurance about whether the financial report as a whole is free from material misstatement, whether due to fraud or error, and to issue an auditor's report that includes my opinion. Reasonable assurance is a high level of assurance, but is not a guarantee that an audit conducted in accordance with the Australian Auditing Standards will always detect a material misstatement when it exists. Misstatements can arise from fraud or error and are considered material if, individually or in the aggregate, they could reasonably be expected to influence the economic decisions of users taken on the basis of this financial report.

A further description of my responsibilities for the audit of the financial report is located at the Auditing and Assurance Standards Board website at:

https://www.auasb.gov.au/auditors_responsibilities/ar4.pdf

This description forms part of my auditor's report.

Report on other legal and regulatory requirements

In accordance with s. 40 of the *Auditor-General Act 2009*, for the year ended 30 June 2024: received all the information and explanations I required

- a) I consider that, the prescribed requirements in relation to the establishment and keeping of accounts were complied with in all material respects.

Prescribed requirements scope

The prescribed requirements for the establishment and keeping of accounts are contained in the *Local Government Act 2009*, and the *Local Government Regulation 2012*. The applicable requirements include those for keeping financial records that correctly record and explain the council's transactions and account balances to enable the preparation of a true and fair financial report.



Sri Narasimhan
as delegate of the Auditor-General

30 October 2024

Queensland Audit Office
Brisbane

Cloncurry Shire Council

General Purpose Financial Statements

for the year ended 30 June 2024

Current Year Financial Sustainability Statement (continued)

	Target Tier 6	Actual 2024	5 Yr Av. 2020-24
5. Asset consumption ratio			
<u>Written down replacement cost of depreciable infrastructure assets</u>			
Current replacement cost of depreciable infrastructure assets	>60%	71.43%	73.27%

The asset consumption ratio approximates the extent to which Council's infrastructure assets have been consumed compared to what it would cost to build a new asset with the same benefit to the community. Council is currently exceeding the required target.

Debt servicing capacity

6. Leverage ratio

<u>Book value of debt</u>			
Total operating revenue less total operating expenditure add depreciation and amortisation	0 to 3 times	3.9 times	2.0 times

The leverage ratio is an indicator of Council's ability to repay its existing debt. It measures the relative size of Council's debt to its operating performance. This ratio is in excess of target requirements indicating that Council can service existing debt as and when it falls due.

Note 1 - basis of preparation

The current year financial sustainability statement is prepared in accordance with the requirements of the Local Government Regulation 2012 and the Financial Management (Sustainability) Guideline 2024. The amounts used to calculate the 6 reported measures are prepared on an accrual basis and are drawn from the council's audited general purpose financial statements for the year ended 30 June 2024.

Cloncurry Shire Council

General Purpose Financial Statements

for the year ended 30 June 2024

Certificate of Accuracy - Current Year Financial Sustainability Statement (audited ratios)

This current-year financial sustainability statement has been prepared pursuant to Section 178 of the *Local Government Regulation 2012* (the Regulation).

In accordance with Section 212(5) of the Regulation we certify that this current year financial sustainability statement has been accurately calculated.



Cr Gregory Campbell
Mayor
28 October 2024



Mr Philip Keirle
Chief Executive Officer
28 October 2024

INDEPENDENT AUDITOR'S REPORT

To the Councillors of Cloncurry Shire Council

Report on the Current-Year Financial Sustainability Statement

Opinion

I have audited the accompanying current year financial sustainability statement (audited ratios) of Cloncurry Shire Council for the year ended 30 June 2024, comprising the statement, explanatory notes, and the certificate of accuracy given by the Mayor and the Chief Executive Officer.

In accordance with s.212 of the Local Government Regulation 2012, in my opinion, in all material respects, the current year financial sustainability statement (audited ratios) of Cloncurry Shire Council for the year ended 30 June 2024 has been accurately calculated.

Basis of opinion

I conducted my audit in accordance with the *Auditor-General Auditing Standards*, which incorporate the Australian Auditing Standards. My responsibilities under those standards are further described in the *Auditor's responsibilities for the audit of the current year financial sustainability statement* section of my report.

I am independent of the council in accordance with the ethical requirements of the Accounting Professional and Ethical Standards Board APES 110 *Code of Ethics for Professional Accountants (including Independence Standards)* (the Code) that are relevant to my audit of the statement in Australia. I have also fulfilled my other ethical responsibilities in accordance with the Code and the *Auditor-General Auditing Standards*.

I believe that the audit evidence I have obtained is sufficient and appropriate to provide a basis for my opinion.

Emphasis of matter – basis of accounting

I draw attention to Note 1 which describes the basis of accounting. The current year financial sustainability statement (audited ratios) has been prepared in accordance with the Financial Management (Sustainability) Guideline 2024 for the purpose of fulfilling the council's reporting responsibilities under the Local Government Regulation 2012. As a result, the statement may not be suitable for another purpose. My opinion is not modified in respect of this matter.

Other Information

The councillors are responsible for the other information.

The other information comprises the information included in the entity's annual report for the year ended 30 June 2024, but does not include the financial sustainability statement and our auditor's report thereon.

At the date of this auditor's report, the available other information in Cloncurry Shire Council's annual report for the year ended 30 June 2024 was the general-purpose financial statements, unaudited current-year financial sustainability statement - contextual ratios, and the unaudited long-term financial sustainability statement.

My opinion on the current year financial sustainability statement does not cover the other information and accordingly I do not express any form of assurance conclusion thereon. However, as required by the Local Government Regulation 2012, I have formed a separate opinion on the general-purpose financial report.

In connection with my audit of the financial sustainability statement, my responsibility is to read the other information and, in doing so, consider whether the other information is materially inconsistent with the financial sustainability statement and my knowledge obtained in the audit or otherwise appears to be materially misstated.

If, based on the work I have performed, I conclude that there is a material misstatement of this information, I am required to report that fact. I have nothing to report in this regard.

Responsibilities of the councillors for the current year financial sustainability statement

The councillors are responsible for the preparation and fair presentation of the current year financial sustainability statement in accordance with the Local Government Regulation 2012. The councillors responsibility also includes such internal control as the councillors determine is necessary to enable the preparation and fair presentation of the statement that is accurately calculated and is free from material misstatement, whether due to fraud or error.

Auditor's responsibilities for the audit of the current year financial sustainability statement

My objectives are to obtain reasonable assurance about whether the current year financial sustainability statement as a whole is free from material misstatement, whether due to fraud or error, and to issue an auditor's report that includes my opinion. Reasonable assurance is a high level of assurance, but is not a guarantee that an audit conducted in accordance with the Australian Auditing Standards will always detect a material misstatement when it exists. Misstatements can arise from fraud or error and are considered material if, individually or in the aggregate, they could reasonably be expected to influence the economic decisions of users taken on the basis of this statement.

My responsibility does not extend to forming an opinion on the appropriateness or relevance of the reported ratios, nor on the council's future sustainability.

As part of an audit in accordance with the Australian Auditing Standards, I exercise professional judgement and maintain professional scepticism throughout the audit. I also:

- Identify and assess the risks of material misstatement of the statement, whether due to fraud or error, design and perform audit procedures responsive to those risks, and obtain audit evidence that is sufficient and appropriate to provide a basis for my opinion. The risk of not detecting a material misstatement resulting from fraud is higher than for one resulting from error, as fraud may involve collusion, forgery, intentional omissions, misrepresentations, or the override of internal control.
- Obtain an understanding of internal control relevant to the audit in order to design audit procedures that are appropriate in the circumstances, but not for the purpose of expressing an opinion on the effectiveness of the council's internal control.
- Evaluate the appropriateness of material accounting policy information used and the reasonableness of accounting estimates and related disclosures made by the council.

I communicate with the council regarding, among other matters, the planned scope and timing of the audit and significant audit findings, including any significant deficiencies in internal control that I identify during my audit.



Sri Narasimhan
as delegate of the Auditor-General

30 October 2024

Queensland Audit Office
Brisbane

Cloncurry Shire Council

General Purpose Financial Statements

for the year ended 30 June 2024

Current Year Financial Sustainability Statement

		Target Tier 6	Actual 2024	5 Yr Av. 2020-24
Contextual ratios (unaudited)				
Financial Capacity				
1. Council controlled revenue				
Net rates, levies and charges add fees and charges				
<hr/>				
Total operating revenue		Contextual	84.89%	67.75%
<p>Council controlled revenue is an indicator of a council's financial flexibility, ability to influence its operating income, and capacity to respond to unexpected financial shocks.</p>				
2. Population growth				
Prior year estimated population				
<hr/>				
Previous year estimated population	-1	Contextual	2.29%	3.06%

Population growth is a key driver of Council's operating income, service needs, and infrastructure requirements into the future.

Note 1 - basis of preparation

The current year financial sustainability statement is a special purpose statement prepared in accordance with the requirements of the Local Government Regulation 2012 and the *Financial Management (Sustainability) Guideline 2023*. The amounts used to calculate the two reported measures are prepared on an accrual basis and are drawn from Council's audited general purpose financial statements for the year ended 30 June 2024.

Cloncurry Shire Council


General Purpose Financial Statements

for the year ended 30 June 2024


Certificate of Accuracy - Current Year Financial Sustainability Statement Contextual Ratios (unaudited)

This current-year financial sustainability statement contextual ratios (unaudited) has been prepared pursuant to Section 178 of the *Local Government Regulation 2012* (the Regulation).

In accordance with Section 212(5) of the Regulation we certify that this current year financial sustainability statement contextual ratios (unaudited) has been accurately calculated.



Cr Gregory Campbell
Mayor
28 October 2024



Mr Philip Keirle
Chief Executive Officer
28 October 2024

Cloncurry Shire Council
 General Purpose Financial Statements
 for the year ended 30 June 2024

Unaudited Long Term Financial Sustainability Statement

	Target 2024	Actual 2024	2025	2026	2027	2028	2029	2030	2031	2032	2033	2034
			Forecast									
Measures of financial sustainability												
Liquidity												
1. Unrestricted cash expense coverage ratio												
Total cash and equivalents add current investments add available ongoing QTC working capital limit less externally restricted cash	x 12	4.5 months	8.4 months	7.4 months	7.4 months	7.2 months	8.4 months	9.8 months	11.9 months	13.9 months	16.3 months	18.7 months
Total operating expenditure less depreciation and amortisation less finance costs												

The unrestricted cash expense cover ratio is an indicator of the unconstrained liquidity available to Council to meet ongoing and emergent financial demands, which is a key component to solvency. It represents the number of months Council can continue operating based on current monthly expenses.

Operating Performance

2. Operating surplus ratio

Operating result	N/A	(30.21)%	3.34%	2.50%	0.97%	0.63%	0.09%	2.46%	4.72%	5.41%	6.14%	6.69%
Total operating revenue												

The operating surplus ratio is an indicator of the extent to which operating revenues generated cover operational expenses. Any operating surplus would be available for capital funding or other purposes.

3. Operating cash ratio

Operating result add depreciation and amortisation add finance costs	>0%	9.23%	36.15%	35.32%	35.26%	35.22%	33.00%	35.90%	36.54%	36.69%	36.87%	36.91%
Total operating revenue												

The operating cash ratio is a measure of Council's ability to cover its core operational expenses and generate a cash surplus excluding depreciation, amortisation, and finance costs.

Cloncurry Shire Council

General Purpose Financial Statements

for the year ended 30 June 2024

Unaudited Long Term Financial Sustainability Statement (continued)

	Target 2024	Actual 2024	2025	2026	2027	2028	2029	Forecast 2030	2031	2032	2033	2034
Asset Management												
4. Asset sustainability ratio												
Capital expenditure on replacement of infrastructure assets (renewals)	>90%	218.28%	176.69%	81.01%	123.84%	90.12%	61.03%	61.41%	61.55%	60.11%	50.73%	57.42%
Depreciation expenditure on infrastructure assets												
The asset sustainability ratio approximates the extent to which the infrastructure assets managed by Council are being replaced as they reach the end of their useful lives.												
5. Asset consumption ratio												
Written down replacement cost of depreciable infrastructure assets	>60%	71.43%	0.00%	0.00%	0.00%	0.00%	0.00%	0.00%	0.00%	0.00%	0.00%	0.00%
Current replacement cost of depreciable infrastructure assets												
The asset consumption ratio approximates the extent to which Council's infrastructure assets have been consumed compared to what it would cost to build a new asset with the same benefit to the community.												
Debt servicing capacity												
7. Leverage ratio												
Book value of debt		3.9 times	0.8 times	0.8 times	1.0 times	0.9 times	0.9 times	0.7 times	0.6 times	0.5 times	0.5 times	0.4 times
Total operating revenue less total operating expenditure add depreciation and amortisation	0 to 3 times											
The leverage ratio is an indicator of Council's ability to repay its existing debt. It measures the relative size of Council's debt to its operating performance.												

continued on next page ...

Cloncurry Shire Council

General Purpose Financial Statements

for the year ended 30 June 2024

Unaudited Long Term Financial Sustainability Statement (continued)

	Target 2024	Actual 2024	2025	2026	2027	2028	2029	2030	2031	2032	2033	2034
							Forecast					
8. Council controlled revenue												
Net rates, levies and charges add fees and charges	>60%	84.89%	63.40%	64.10%	64.55%	65.14%	65.78%	66.31%	66.79%	66.98%	67.16%	67.23%
Total operating revenue												
Council controlled revenue is an indicator of a council's financial flexibility, ability to influence its operating income, and capacity to respond to unexpected financial shocks.												
9. Population growth												
Prior year estimated population												
Previous year estimated population		-1	Contextual	2.29%	1.80%	0.70%	0.28%	0.31%	0.28%	0.31%	0.18%	0.15%

Population growth is a key driver of Council's operating income, service needs, and infrastructure requirements into the future.

Cloncurry Shire Council Financial Management Strategy

Council measures revenue and expenditure trends over time as a guide to future requirements and to make decisions about the efficient allocation of resources to ensure the most effective provision of services. Council ensures that its financial management strategy is prudent and that its long-term financial forecast shows a sound financial position whilst also being able to meet the community's current and future needs.

Cloncurry Shire Council

General Purpose Financial Statements

for the year ended 30 June 2024


Certificate of Accuracy - Long Term Financial Sustainability Statement

This long-term financial sustainability statement has been prepared pursuant to Section 178 of the *Local Government Regulation 2012* (the Regulation).

In accordance with Section 212(5) of the Regulation we certify that this long-term financial sustainability statement has been accurately calculated.



Cr Gregory Campbell
Mayor
28 October 2024



Mr Philip Keirle
Chief Executive Officer
28 October 2024

The logo for Cloncurry Shire Council features the word "Cloncurry" in a large, elegant, white cursive script. Below it, the words "Shire Council" are written in a smaller, white, sans-serif font. The logo is positioned on a green background that is part of a larger graphic design consisting of a blue sky, a white diagonal stripe, and a green field.

Cloncurry

Shire Council

 07 4742 4100

 www.cloncurry.qld.gov.au

 council@cloncurry.qld.gov.au

